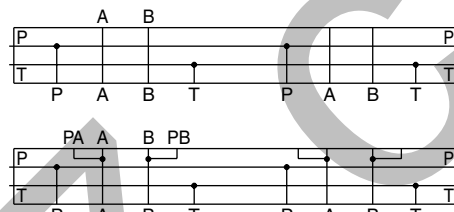


Multi-station manifolds are used to save space when connecting several directional control valves to a common pressure and return line.

Diverse switching arrangements are possible in combination with sandwich and directional control valves.

Features

- Very low pressure drop due to large drilling parameters.
- P- and T-ports on both faces.
- Also available with gauge ports G $\frac{1}{4}$.



Ordering code

MSP				B		9		
Multiple subplate, standard	Stations	Nominal size	Port size	BSPP Port thread	Port location	Metric fastening screws	Design series	Gauge port

Code	Stations
1	1
2	2
3	3
4	4
5	5
6 ¹⁾	6
7 ¹⁾	7
8 ¹⁾	8

Code	Size
D2	NG06 / CETOP 03
D3	NG10 / CETOP 05

Code	Gauge port
omit	without
C ²⁾	Port G $\frac{1}{4}$

Code	Design series
10	CETOP 03, NG06
30	CETOP 05, NG10

Code	Port location
omit	A + B rear
A	A + B side

Code	Port size
3	CETOP 03 A + B = G 3/8 P + T = G 1/2
4	CETOP 05 A + B = G 1/2 P = G 3/4 T = G1

Bold letters =
Short-term availability

Technical data

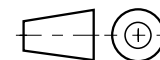
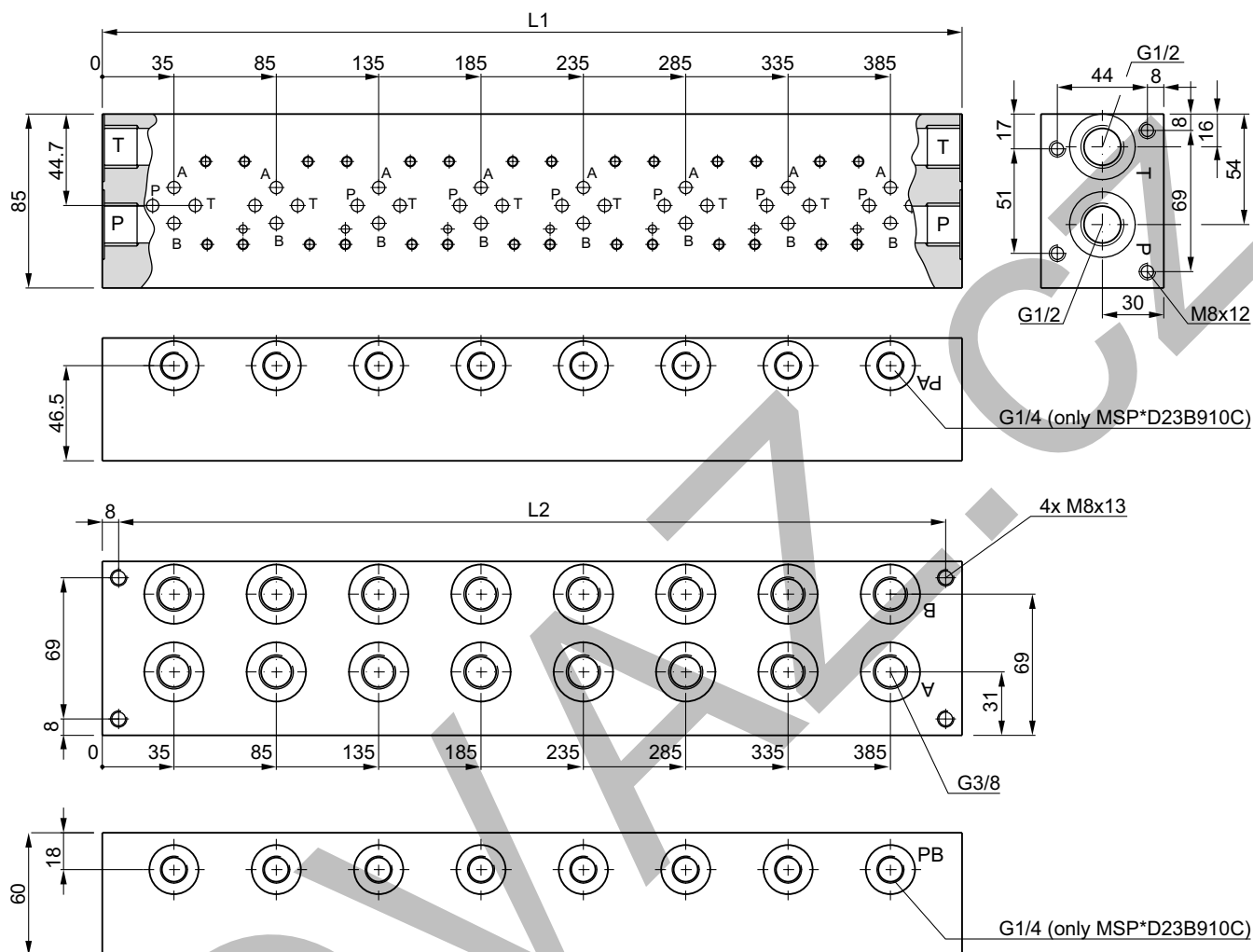
Interface	DIN 24340, Form A, CETOP, ISO 4401
Mounting position	unrestricted (valve axis preferably horizontal)
Working pressure [bar]	max. 350
Surface protection	phosphated (no permanent corrosion protection)

¹⁾ Not for NG10 with gauge ports

²⁾ Not for NG10 with 6, 7, or 8 stations

MSP*D23 B910*

Multi-station manifold NG06 with rear ports A+B (gauge ports only with code "C")



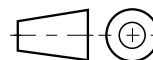
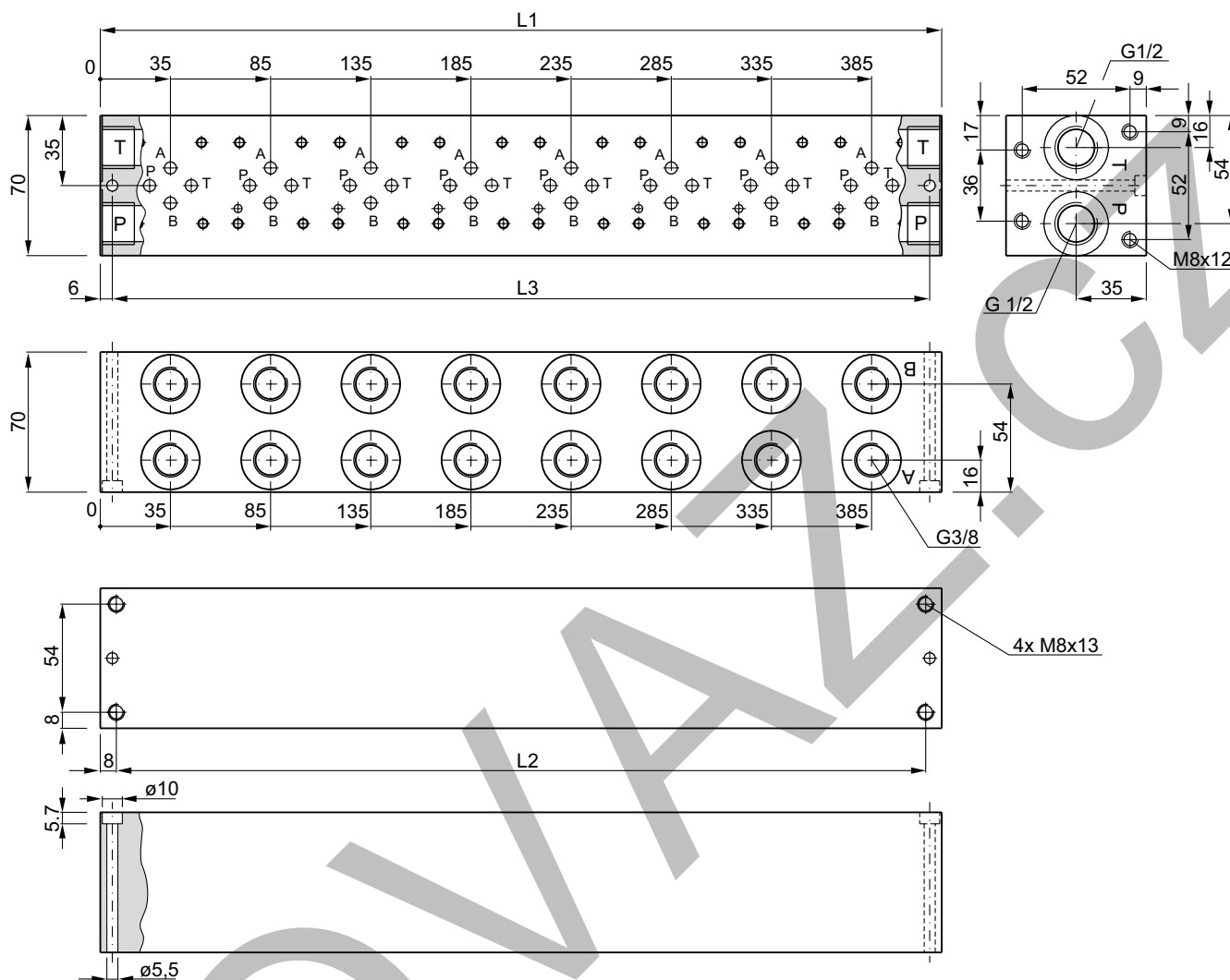
Code	Nominal size	Stations	L1 [mm]	L2 [mm]	Port		Gauge port	Weight ¹⁾ [kg]
					P, T	A, B		
MSP1 D23 B910*	NG06 CETOP 03	1	70	54	G $\frac{1}{2}$	G $\frac{3}{8}$	G $\frac{1}{4}$ (only MSP*D23B910C)	2.1 (2.1)
MSP2 D23 B910*		2	120	104				3.7 (3.7)
MSP3 D23 B910*		3	170	154				5.4 (5.3)
MSP4 D23 B910*		4	220	204				6.9 (6.9)
MSP5 D23 B910*		5	270	254				8.6 (8.4)
MSP6 D23 B910*		6	320	304				10.3 (10.1)
MSP7 D23 B910*		7	370	354				11.9 (11.7)
MSP8 D23 B910*		8	420	404				13.5 (13.4)

¹⁾ Values in () for MSP*D23B910C

Dimensions

MSP*D23 BA910

Multi-station manifold NG06 with side ports A+B

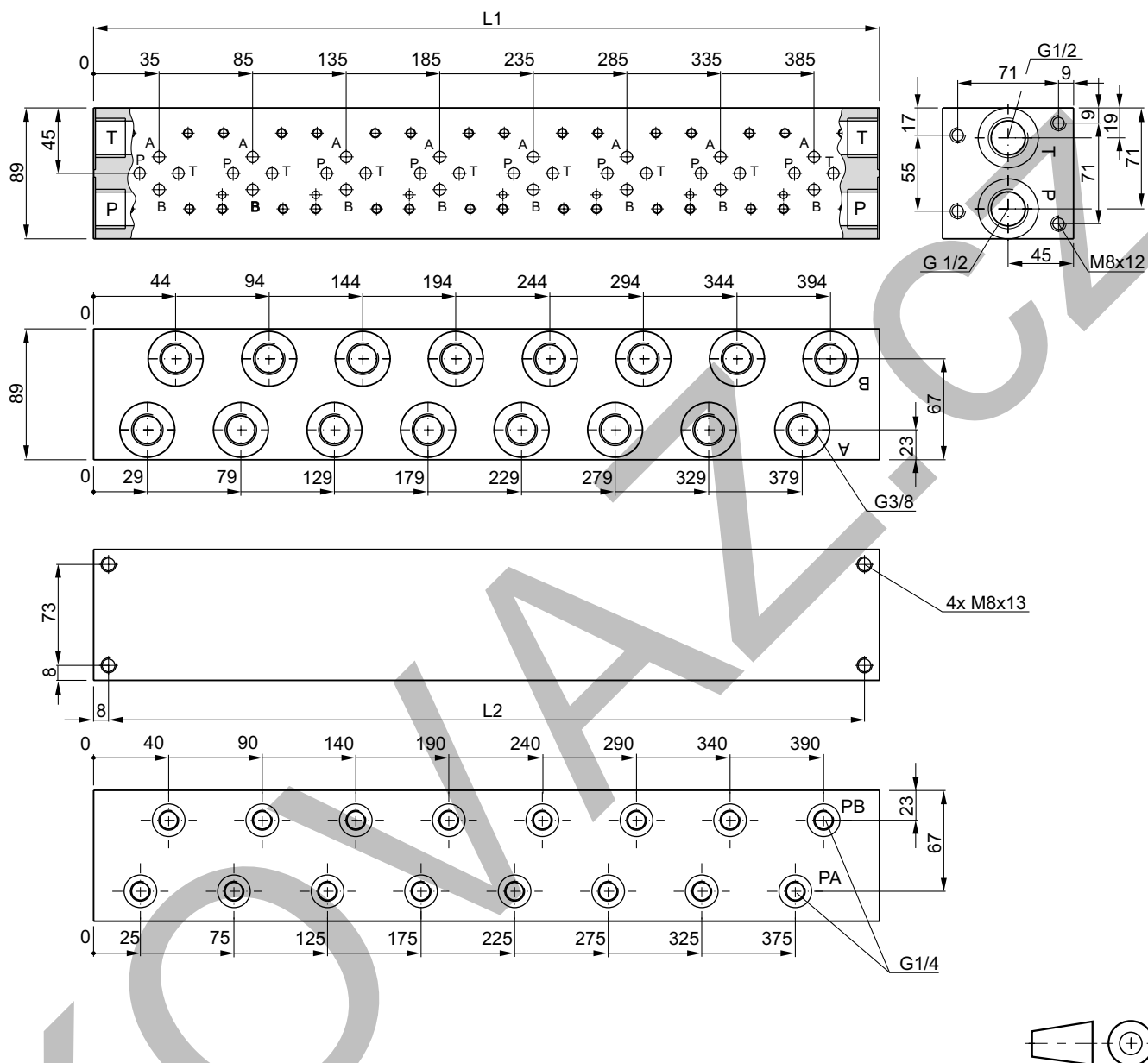


12

Code	Nominal size	Stations	L1 [mm]	L2 [mm]	L3 [mm]	Port		Gauge port	Weight [kg]
						P, T	A, B		
MSP1 D23 BA910	NG06 CETOP 03	1	70	54	58	G $\frac{1}{2}$	G $\frac{3}{8}$	—	2.0
MSP2 D23 BA910		2	120	104	108				3.5
MSP3 D23 BA910		3	170	154	158				5.0
MSP4 D23 BA910		4	220	204	208				6.6
MSP5 D23 BA910		5	270	254	258				8.1
MSP6 D23 BA910		6	320	304	308				9.6
MSP7 D23 BA910		7	370	354	358				11.2
MSP8 D23 BA910		8	420	404	408				12.7

MSP*D23 BA910C

Multi-station manifold NG06 with side ports A+B and gauge ports

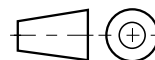
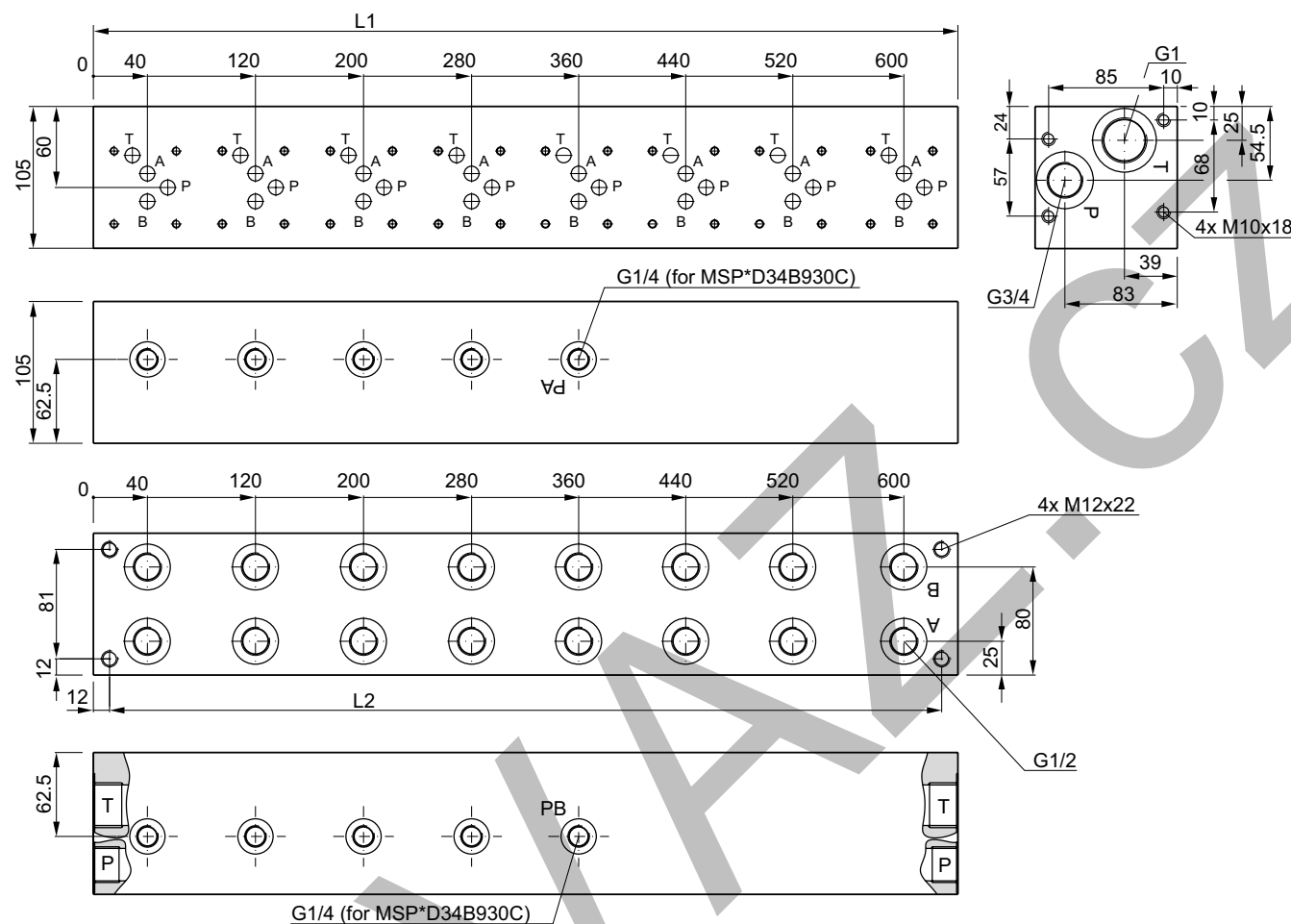


Code	Nominal size	Stations	L1 [mm]	L2 [mm]	Port		Gauge port	Weight [kg]
					P, T	A, B		
MSP1 D23 BA910C	NG06 CETOP 03	1	70	54	G $\frac{1}{2}$	G $\frac{3}{8}$	G $\frac{1}{4}$	3.4
MSP2 D23 BA910C		2	120	104				5.8
MSP3 D23 BA910C		3	170	154				8.4
MSP4 D23 BA910C		4	220	204				10.6
MSP5 D23 BA910C		5	270	254				13.0
MSP6 D23 BA910C		6	320	304				15.7
MSP7 D23 BA910C		7	370	354				18.2
MSP8 D23 BA910C		8	420	404				20.6

Dimensions

MSP*D34 B930*

Multi-station manifold NG10 with rear ports A+B (gauge ports only with code "C")

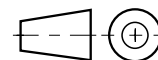
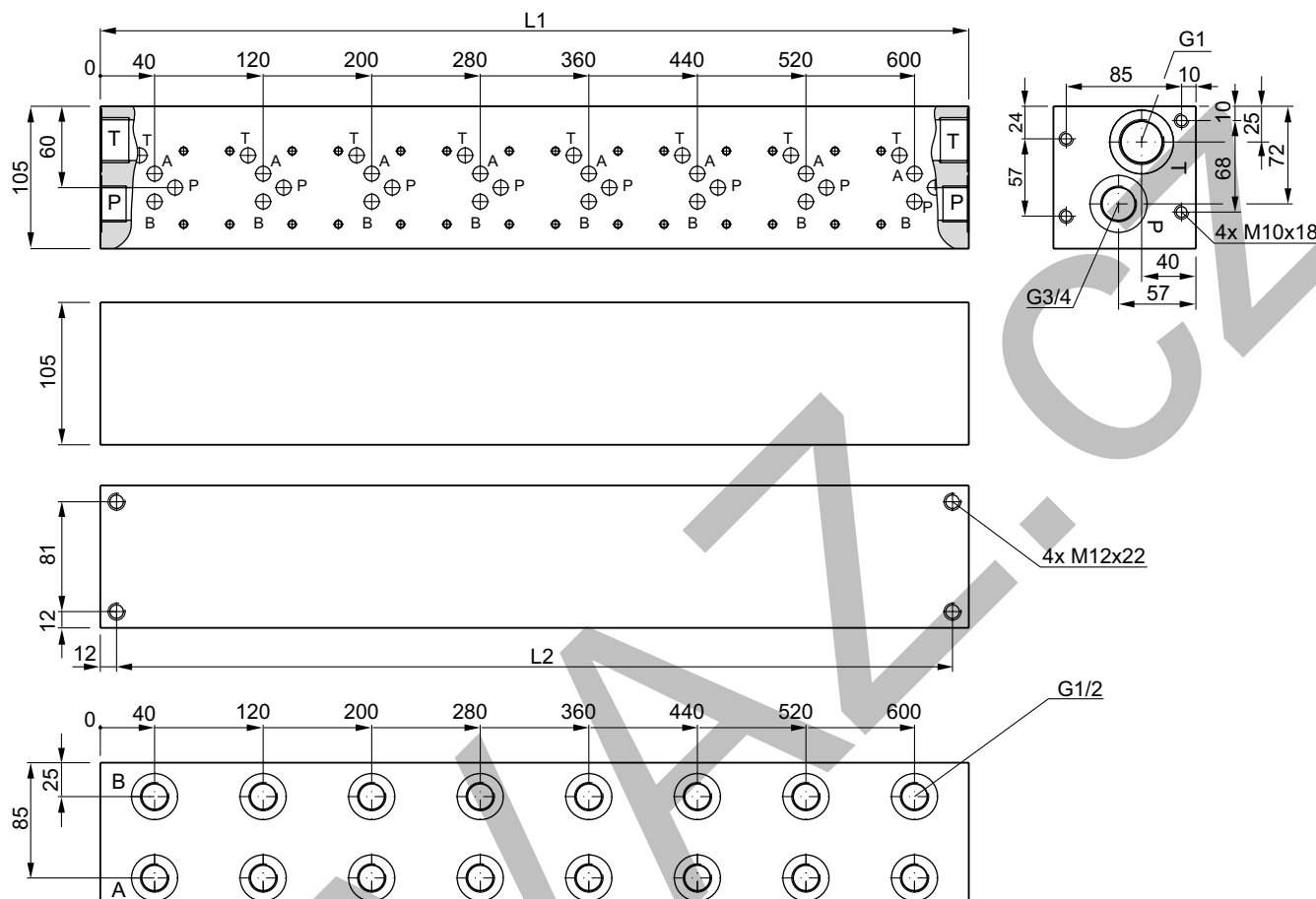


Code	Nominal size	Stations	L1 [mm]	L2 [mm]	Port			Gauge port	Weight ¹⁾ [kg]
					P	T	A, B		
MSP1 D34 B930*	NG10 CETOP 05	1	80	56	G $\frac{3}{4}$	G1	G $\frac{1}{2}$	G $\frac{1}{4}$ (only MSP*D34B930C)	5.2 (5.1)
MSP2 D34 B930*		2	160	136					10.7 (10.6)
MSP3 D34 B930*		3	240	216					16.2 (16.2)
MSP4 D34 B930*		4	320	296					21.6 (21.6)
MSP5 D34 B930*		5	400	376					27.2 (27.2)
MSP6 D34 B930		6	480	456				—	32.5
MSP7 D34 B930		7	560	536					38.0
MSP8 D34 B930		8	640	616					43.7

¹⁾ Values in () for MSP*D34B930C

MSP*D34 BA930

Multi-station manifold NG10 with side ports A+B

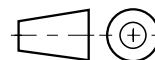
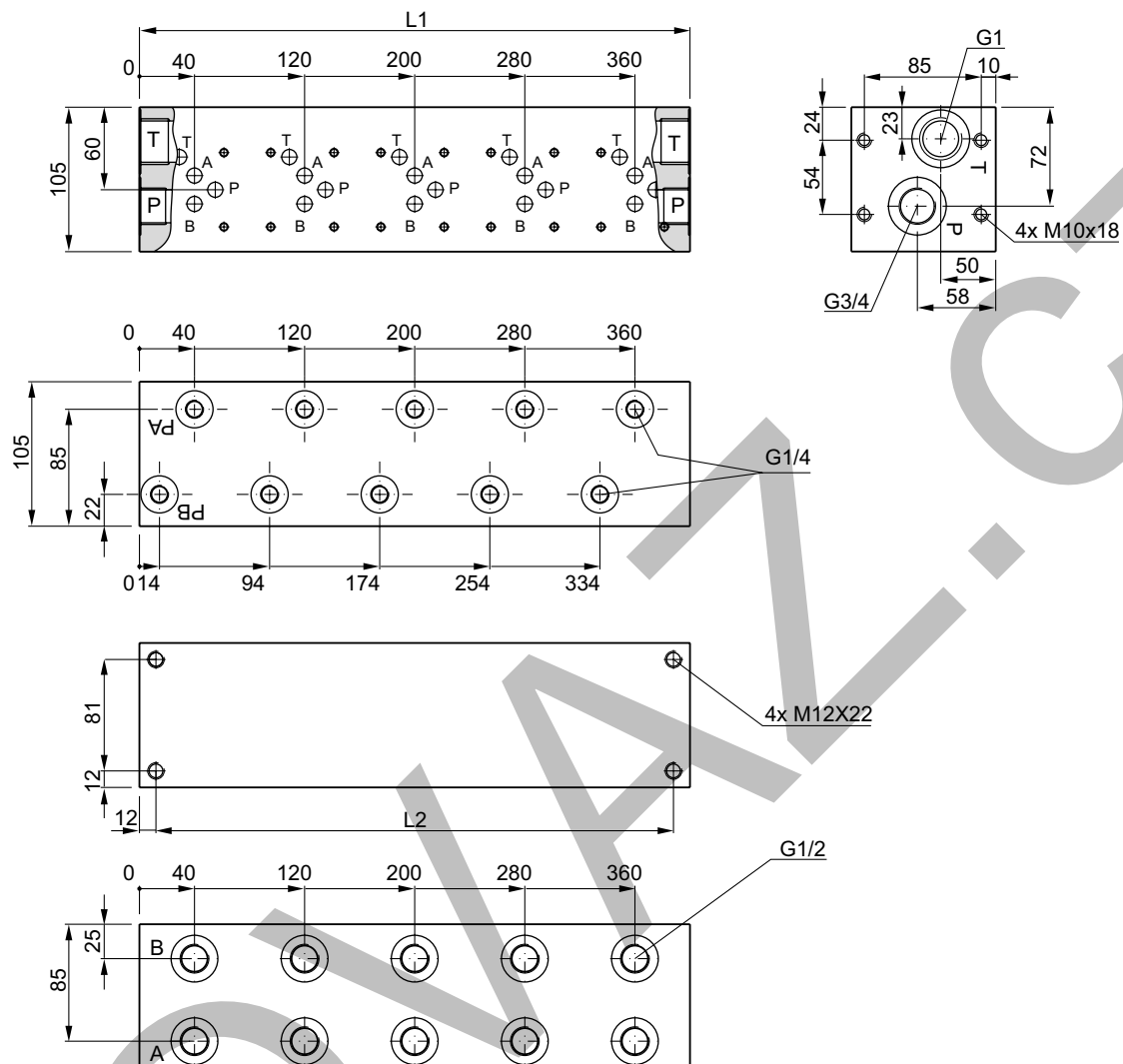


Code	Nominal size	Stations	L1 [mm]	L2 [mm]	Port			Gauge port	Weight [kg]
					P	T	A, B		
MSP1 D34 BA930	NG10 CETOP 05	1	80	56	G $\frac{3}{4}$	G1	G $\frac{1}{2}$	—	5.1
MSP2 D34 BA930		2	160	136					10.6
MSP3 D34 BA930		3	240	216					16.0
MSP4 D34 BA930		4	320	296					21.5
MSP5 D34 BA930		5	400	376					26.9
MSP6 D34 BA930		6	480	456					32.5
MSP7 D34 BA930		7	560	536					37.7
MSP8 D34 BA930		8	640	616					43.4

Dimensions

MSP*D34 BA930C

Multi-station manifold NG10 with side connections A+B and gauge ports



12

Code	Nominal size	Stations	L1 [mm]	L2 [mm]	Port			Gauge port	Weight [kg]
					P	T	A, B		
MSP1 D34 BA930C	NG10 CETOP 05	1	80	56	G ³ / ₄	G1	G ¹ / ₂	G ¹ / ₄	5.1
MSP2 D34 BA930C		2	160	136					10.4
MSP3 D34 BA930C		3	240	216					15.8
MSP4 D34 BA930C		4	320	296					21.2
MSP5 D34 BA930C		5	400	376					26.5