

**Technical Description**

Coupling range in sizes from 1/8" to 1 1/2" with plug profile in accordance with ISO 7241-1 series B. Particularly suitable for use with liquid media.

Coupling system with two-hand operation, i.e. the locking sleeve must be pushed back manually when coupling. The coupling range stands out for its high flow rates against a low pressure drop. 1 1/2" design (series 77) with locking pin and EPDM seal.

Working Temperature*

-20°C up to +90°C (NBR)
-40°C up to +90°C (EPDM)
depending on the medium.

* For temperatures below -20°C and over +90°C and depending on the medium, other seal variants (FKM, FFKM) are available.

**Working Pressure****

see chart

** maximum static working pressure with safety factor 4 to 1.

Material

Coupling: POM white

Plug: POM white

Seals: NBR

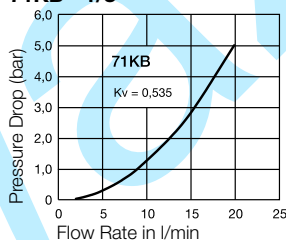
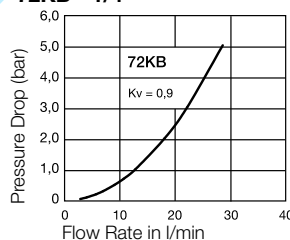
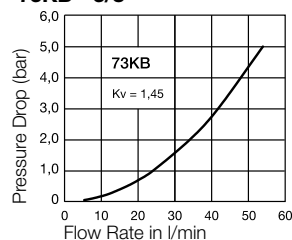
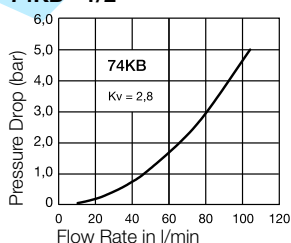
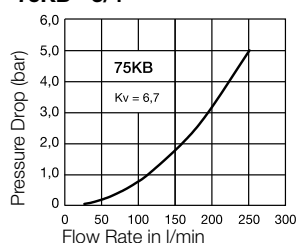
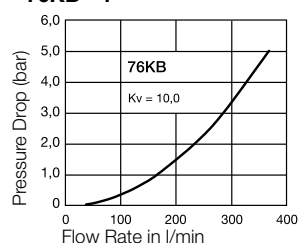
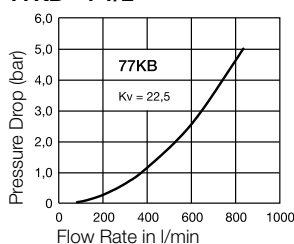
Interchangeability

• ISO 7241-1 Series B

Other designs in series 70

The following other designs can be found from page:

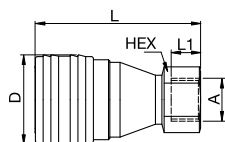
- | | |
|-------------------|--------|
| ► Brass / Steel | P. 174 |
| ► Stainless Steel | P. 224 |

Flow diagrams Water**71KB - 1/8"****72KB - 1/4"****73KB - 3/8"****74KB - 1/2"****75KB - 3/4"****76KB - 1"****77KB - 1 1/2"**



Couplings – with valve

Series 70KB



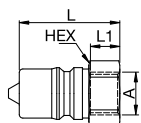
Female Thread

Size	Connection A	HEX mm	HEX1 mm	L mm	L1 mm	L2 mm	D mm	B mm	Working Pressure max. / bar	Part Number
1/8"	G 1/8	14		48,5	7		24,5		15	71KBIW10DPX
1/4"	G 1/4	19		57,5	10		28,5		15	72KBIW13DPX
3/8"	G 3/8	22		64	11,5		35		15	73KBIW17DPX
1/2"	G 1/2	27		76	16		44,5		10	74KBIW21DPX
3/4"	G 3/4	34		96	24		55		10	75KBIW26DPX
1"	G 1	41		105,5	24		62		10	76KBIW33DPX
1 1/2"	G 1 1/2	60		133	23		76		10	77KBIW48DEXS



Plugs – with valve

Series 70KB



Female Thread

Size	Connection A	HEX mm	HEX1 mm	L mm	L1 mm	L2 mm	D mm	B mm	Working Pressure max. / bar	Part Number
1/8"	G 1/8	14		29,5	7				15	71SBIW10DPX
1/4"	G 1/4	19		35	10				15	72SBIW13DPX
3/8"	G 3/8	22		39	11,5				15	73SBIW17DPX
1/2"	G 1/2	27		48	16				10	74SBIW21DPX
3/4"	G 3/4	36		60	24				10	75SBIW26DPX
1"	G 1	41		56	24				10	76SBIW33DPX
1 1/2"	G 1 1/2	60		132	23				10	77SBIW48DEX