



Industrial coupling with Atlas Copco-Profile. Coupling system with single-hand operation. High Flow valve for optimum flow and low pressure drop. Optimal for use with large pneumatic consumers due to the robust design and steel sleeve. The collar design minimises damage to the valve body.

Series 34 with additional end connections available on request.

Dust Protections  (P. 250)
for Coupling Part.-No. SK27S

Working Temperature*
-20°C up to +100°C (NBR)
depending on the medium.

* For temperatures below -20°C and over +100°C and depending on the medium, other seal variants (FKM, EPDM, FFKM) are available.



Working Pressure**

35 bar

** maximum static working pressure with design factor 4 to 1.

Material

Coupling: Brass / Steel nickel plated

Plug: Steel nickel plated

Seals: NBR

Technical Description

Connecting Force 0 bar: 80 N

Connecting Force 6 bar: 200 N

Vacuum Coupling: 96%

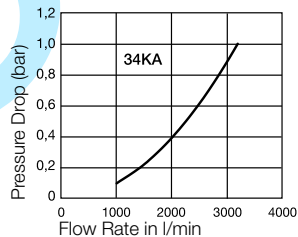
Vacuum connected: 96%

Interchangeability (KA only)

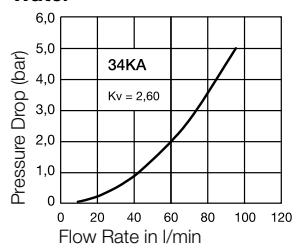
- Atlas Copco QIC 15

Flow diagrams

Air



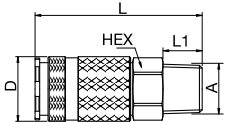
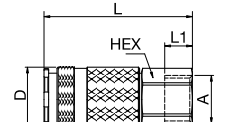
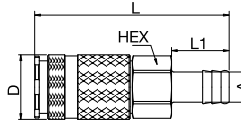
Water





Couplings – with valve

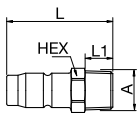
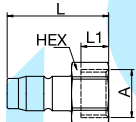

Series 34KA

	Connection A	HEX mm	L mm	L1 mm	D mm	Part Number
 Male Thread	R 3/8	24	70	12	28	34KAAK17SPN
	R 1/2	24	72	12	28	34KAAK21SPN
	R 3/4	27	72	12	28	34KAAK26SPN
 Female Thread	G 3/8	24	64	12	28	34KAIW17SPN
	G 1/2	24	64	12	28	34KAIW21SPN
 Hose Barb	10 mm	24	84	25	28	34KATF10SPN
	13 mm	24	84	25	28	34KATF13SPN
	16 mm	24	84	25	28	34KATF16SPN
	19 mm	24	84	25	28	34KATF19SPN



Plugs – without valve

Series 34KA

	Connection A	HEX mm	L mm	L1 mm	D mm	Part Number
 Male Thread	R 1/4	17	46	12		34SFAK13SXN
	R 3/8	19	46	12		34SFAK17SXN
	R 1/2	22	52	17		34SFAK21SXN
 Female Thread	G 3/8	19	40	9		34SFIW17SXN
	G 1/2	24	44	12		34SFIW21SXN
 Hose Barb	10 mm		55	25	15	34SFTF10SXN
	13 mm		55	25	15	34SFTF13SXN