

Tube clamps series B (Twin-tube clamps) – Components

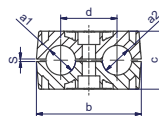
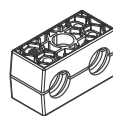
DIN 3015, part 3

Order codes for clamp halves:

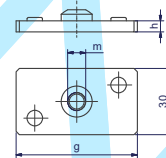
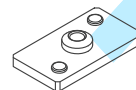
Material	Interior surface	Order code
Polypropylene	grooved	RBP
	smooth	RBPG
Polyamide	grooved	RBN
	smooth	RBNG
Rubber	smooth	RBVG¹⁾

(Please exchange as required standard abbreviation RBP in column for "clamp halves")

For flame- or corrosion retardant materials, please refer to page T5.



Width: 30 mm



clamp size	Tube O.D. mm	Tube NB	Tube O.D.	1 part 2 clamp halves ²⁾					weld plate with locking device			
				RBP... Order code	dimensions: b c d s					APB... Order code	dimensions: g m h	
1	6.0	G 1/8	1/4 5/16 3/8	RBP106X	36	27.0	20	1.0	APB1...*	37	M6	3
	6.4			RBP106.4X								
	8.0			RBP108X								
	9.5			RBP109.5X								
	10.0			RBP110X								
	12.0			RBP112X								
2	12.7	G 1/4	1/2	RBP212.7X	53	27.4	29	1.2	APB2...*	55	M8	5
	13.5			RBP213.5X								
	14.0			RBP214X								
	15.0			RBP215X								
	16.0	G 3/8	5/8	RBP216X								
	17.2			RBP217.2X								
	18.0			RBP218X								
3	19.0	G 1/2	3/4	RBP319X	67	37.0	36	1.6	APB3...*	70	M8	5
	20.0			RBP320X								
	21.3			RBP321.3X								
	22.0			RBP322X								
	25.0			RBP325X								
	25.4			RBP325.4X								
		1										
4	26.9	G 3/4		RBP426.9X	82	42.0	45	2.0	APB4...*	85	M8	5
	28.0			RBP428X								
	30.0			RBP430X								
5	32.0	G 1	1 1/4	RBP532X	106	54.0	56	2.0	APB5...*	110	M8	5
	33.7			RBP533.7X								
	35.0			RBP535X								
	38.0			RBP538X								
	40.0	G 1 1/4	1 1/2	RBP540X								
	42.0			RBP542X								

¹⁾ When assembling solid rubber clamps, cover plates, hexagon screws and locking washers must be used.

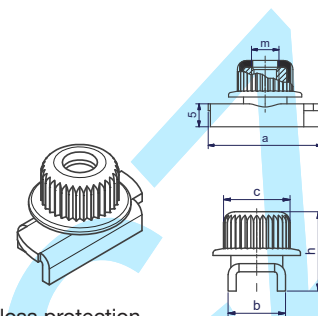
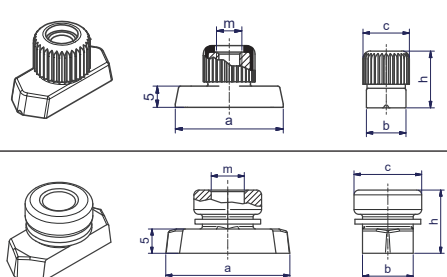
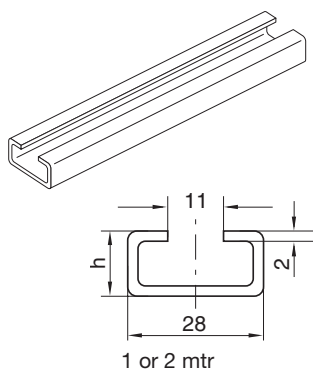
²⁾ Twin-tube clamps with different outer tube diameters upon request.

*Please add the suffix below according to the surface/material required.

Order code suffixes		
Surface/material	Suffix	Example
Steel, phosphated	X	APB1X
Steel, zinc plated, Cr(VI)-free	VZX	APB1VZX
Stainless Steel 1.4571	4571X	APB14571X

Tube clamps series B (Twin-tube clamps) – Components

DIN 3015, part 3



With loss protection
(See page T54).

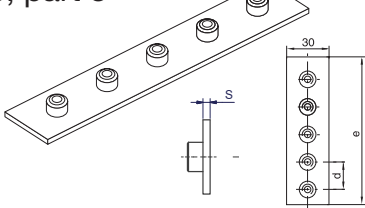
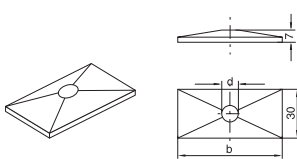
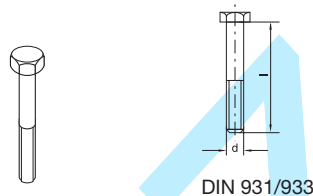
clamp size	weld plate, angled		mounting rail nut						mounting rail nut					
	TS...A/B Order code	dimensions: h	TM Order code	dimensions:					TMA/TMB1... Order code	dimensions:				
				a	b	c	m	h		a	b	c	m	h
1			TMA/TMB1VERZX TMA/TMB1/4571X	25.4	10.4	12	M6	14.5	TMA/TMB1WLPVZX TMA/TMB1WLP71X	25.4	10.4	12	M6	14.5
2	TS11A/B1...* TS11A/B2...* TS14A/B1...* TS14B/B2...* TS30A/B1...* TS30B/B2...*	TS11: TS14: TS30:	TMB2VZX TMB24571X	25.4	10.4	14	M8	13.0						
3														
4														
5														

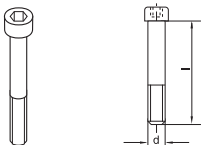
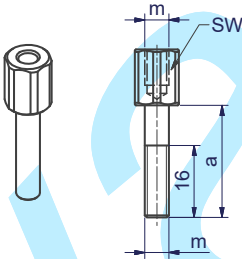
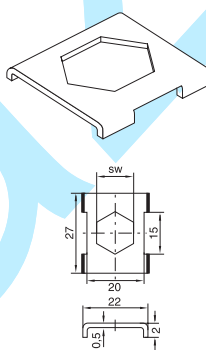
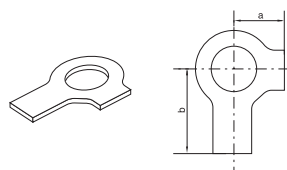
*Please add the suffix below according to the surface/material required.

Order code suffixes		
Surface/material	Suffix	Example
Steel, phosphated	X	TS11A/B1X
Steel, zinc plated, Cr(VI)-free	VZX	TS11A/B1VZX
Stainless Steel 1.4571	71X	TS11A/B171X

Tube clamps series B (Twin-tube clamps) – Components

DIN 3015, part 3

									
clamp size	weld plate angled (5 clamps)				cover plate		hexagonal screws		
	APR B... Order code	dimensions: d		e s	DP B... Order code	dimensions: b	d	SS B... Order code	dimensions: d x L
1	APRB1X APRB1VZX APRB4571X	40	196	3	DPB1...*	34	6.6	SSLA2/SSB1...*	M 06x35
2	APRB2X APRB2VZX APRB24571X	58	288	5	DPB2...*	51	8.6	SSB2...*	M 08x35
3	APRB3X APRB3VZX APRB34571X	72	358	5	DPB3...*	64	8.6	SSB3...*	M 08x45
4	APRB4X APRB4VZX APRB44571X	90	446	5	DPB4...*	78	8.6	SSB4...*	M 08x50
5	APRB5X APRBVZX APRB4571X	112	558	5	DPB5...*	102	8.6	SSB5...*	M 08x60

 ISO 4762	 DIN 938							
clamp size	socket head		stacking		locking plate ¹⁾		locking washer ²⁾	
	IS B... Order code	dimensions: d × L	AS B... Order code	dimensions: a m SW	SB B... Order code	dim.: SW	US... Order code	dimensions: a b
1	ISA4...* (ISB1...*)	M 06×35	ASA0...* (ASB1...*)	20 M6 11	SBB1...*	11	USA/USB1X ³⁾	9 18
2	ISB2...*	M 08×35	ASB2...*	22 M8 12	SBB2...*	12	USB2X USB271X	11 20
3	ISB3...*	M 08×45	ASB3...*	30 M8 12				
4	ISB4...*	M 08×50	ASB4...*	35 M8 12				
5	ISB5...*	M 08×60	ASB5...*	47 M8 12				

¹⁾ The use of stacking screws necessitates the use of locking plates in the construction assembly!

²⁾ When assembling solid rubber clamps, covering plates, hexagon screws and locking washers must be used.

³⁾ Material = Stainless steel 1.4571

*Please add the suffix below according to the surface/material required.

Order code suffixes		
Surface/material	Suffix	Example
Steel, zinc plated, Cr(VI)-free	X	DPB1X
Stainless Steel 1.4571	71X	DPB14571X

Tube clamps series B – Complete range

Order codes for clamp halves:

Material	Interior surface	Order code
Polypropylene	grooved	RBP
	smooth	RBPG
Polyamide	grooved	RBN
	smooth	RBNG
Rubber	smooth	RBVG¹⁾

(Please exchange as required standard abbreviation RBP in column for "Order code")

For flame- or corrosion retardant materials, please refer to page T5.

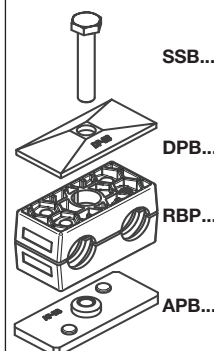
The steel parts of kits 1, 16 and 3 have the following surfaces:

Screws, bushes, cover plates = Cr(VI)-free galvanized

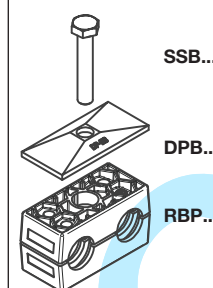
Welding plate = phosphated

Other compositions available on request.


2 clamp halves, weld plate, cover plate, hex. head bolt



2 clamp halves, cover plate, hex. head bolt



2 clamp halves, weld plate, cover plate, socket head bolt



clamp size	Tube O.D. mm	Tube NB	Tube O.D.	Order code	Order code	Order code
1	6.0	G 1/8	1/4 5/16 3/8	RBP1-106	RBP16-106	RBP3-106
	6.4			RBP1-106.4	RBP16-106.4	RBP3-106.4
	8.0			RBP1-108	RBP16-108	RBP3-108
	9.5			RBP1-109.5	RBP16-109.5	RBP3-109.5
	10.0			RBP1-110	RBP16-110	RBP3-110
	12.0			RBP1-112	RBP16-112	RBP3-112
2	12.7	G 1/4	1/2	RBP1-212.7	RBP16-212.7	RBP3-212.7
	13.5			RBP1-213.5	RBP16-213.5	RBP3-213.5
	14.0			RBP1-214	RBP16-214	RBP3-214
	15.0	G 3/8	5/8	RBP1-215	RBP16-215	RBP3-215
	16.0			RBP1-216	RBP16-216	RBP3-216
	17.2			RBP1-217.2	RBP16-217.2	RBP3-217.2
	18.0			RBP1-218	RBP16-218	RBP3-218
3	19.0	G 1/2	3/4	RBP1-319	RBP16-319	RBP3-319
	20.0			RBP1-320	RBP16-320	RBP3-320
	21.3			RBP1-321.3	RBP16-321.3	RBP3-321.3
	22.0		1	RBP1-322	RBP16-322	RBP3-322
	25.0			RBP1-325	RBP16-325	RBP3-325
	25.4			RBP1-325.4	RBP16-325.4	RBP3-325.4
4	26.9	G 3/4	1	RBP1-426.9	RBP16-426.9	RBP3-426.9
	28.0			RBP1-428	RBP16-428	RBP3-428
	30.0			RBP1-430	RBP16-430	RBP3-430
5	32.0	G 1	1 1/4	RBP1-532	RBP16-532	RBP3-532
	33.7			RBP1-533.7	RBP16-533.7	RBP3-533.7
	35.0			RBP1-535	RBP16-535	RBP3-535
	38.0	G 1 1/4	1 1/2	RBP1-538	RBP16-538	RBP3-538
	40.0			RBP1-540	RBP16-540	RBP3-540
	42.0			RBP1-542	RBP16-542	RBP3-542

Delivery in unassembled individual components.

¹⁾ When assembling solid rubber clamps, covering plates, hexagon screws and locking washers must be used.

Tube clamps series B – Complete range

Order codes for clamp halves:

Material	Interior surface	Order code
Polypropylene	grooved	RBP
	smooth	RBPG
Polyamide	grooved	RBN
	smooth	RBNB
Rubber	smooth	RBVG¹⁾

(Please exchange as required standard abbreviation RBP in column for "Order code")

For flame- or corrosion retardant materials, please refer to page T5.

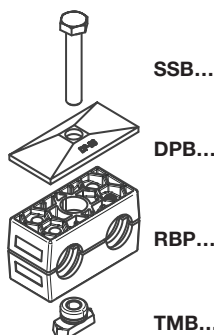
The steel parts of kits 4, 5 and 8 have the following surfaces:

Screws, bushes, cover plates = Cr(VI)-free galvanized

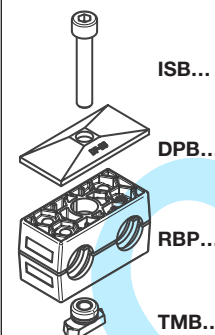
Welding plate = phosphated

Other compositions available on request.

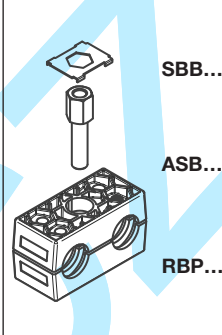
2 clamp halves,
rail nut, cover plate,
hex. head bolt



2 clamp halves,
rail nut, cover plate,
socket head bolt



2 clamp halves,
locking plate,
stacking bolt



clamp size	Tube O.D. mm	Tube NB	Tube O.D.	Order code	Order code	Order code
1	6.0	G 1/8	1/4 5/16 3/8	RBP4-106	RBP5-106	RBP8-106
	6.4			RBP4-106.4	RBP5-106.4	RBP8-106.4
	8.0			RBP4-108	RBP5-108	RBP8-108
	9.5			RBP4-109.5	RBP5-109.5	RBP8-109.5
	10.0			RBP4-110	RBP5-110	RBP8-110
	12.0			RBP4-112	RBP5-112	RBP8-112
2	12.7	G 1/4	1/2	RBP4-212.7	RBP5-212.7	RBP8-212.7
	13.5			RBP4-213.5	RBP5-213.5	RBP8-213.5
	14.0			RBP4-214	RBP5-214	RBP8-214
	15.0	G 3/8	5/8	RBP4-215	RBP5-215	RBP8-215
	16.0			RBP4-216	RBP5-216	RBP8-216
	17.2			RBP4-217.2	RBP5-217.2	RBP8-217.2
3	18.0	G 1/2	3/4 1	RBP4-218	RBP5-218	RBP8-218
	19.0			RBP4-319	RBP5-319	RBP8-319
	20.0			RBP4-320	RBP5-320	RBP8-320
	21.3			RBP4-321.3	RBP5-321.3	RBP8-321.3
	22.0			RBP4-322	RBP5-322	RBP8-322
	25.0			RBP4-325	RBP5-325	RBP8-325
4	25.4			RBP4-325.4	RBP5-325.4	RBP8-325.4
	26.9	G 3/4		RBP4-426.9	RBP5-426.9	RBP8-426.9
	28.0			RBP4-428	RBP5-428	RBP8-428
5	30.0			RBP4-430	RBP5-430	RBP8-430
	32.0	G 1	1 1/4	RBP4-532	RBP5-532	RBP8-532
	33.7			RBP4-533.7	RBP5-533.7	RBP8-533.7
	35.0			RBP4-535	RBP5-535	RBP8-535
	38.0	G 1 1/4	1 1/2	RBP4-538	RBP5-538	RBP8-538
	40.0			RBP4-540	RBP5-540	RBP8-540
	42.0			RBP4-542	RBP5-542	RBP8-542

Delivery in unassembled individual components.

¹⁾ When assembling solid rubber clamps, covering plates, hexagon screws and locking washers must be used.