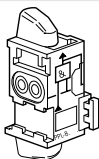

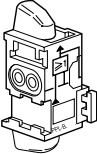

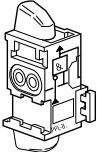

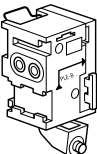

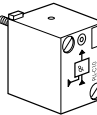

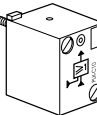

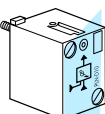

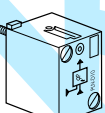

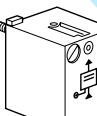




Main data for Combinable elements

Type	Symbol	Logic function	Description	Connection ⁽¹⁾	Weight kg	Order code
		AND	With built-in key for combination and operating mode selection	Ø4mm Swivel push-in	0,08	PLL-B12 *
		OR	With built-in key for combination and operating mode selection	Ø4mm Swivel push-in	0,08	PLK-B12 *
		NOT	With built-in key for combination and operating mode selection	Ø4mm Swivel push-in	0,08	PLN-B12 *
		INPUT	With built-in key for combination, clip for mounting on DIN rail and blanking plate for closing a bank of combined elements	Ø4mm swivel push-in	0,08	PLE-B12

(1) For other type of connections contact Technical Sales Department

Main data for Sub-base mounted element

Type	Symbol	Logic function	Description	Weight kg	Order code
(For use with 3 port sub-base, type PZU•• please see page 18)					
		AND	With visual indication of pneumatic output signal	0,03	PLL-C10 *
		OR	With visual indication of pneumatic output signal	0,03	PLK-C10 *
		NOT inhibit standard	With visual indication of pneumatic input/output signal	0,03	PLN-C10 *
		NOT inhibit on	With visual indication of pneumatic input/output signal threshold	0,03	PLN-D10 *
		YES regenerate	With visual indication of pneumatic input/output signal	0,03	PLJ-C10 *

 Indicates stocked product.

* ATEX version available

Order code example : **PLL-B12-EX**