

DF2145

Duplex Filters

Max. 80 l/min. 30 bar



Duplex safety for fuel, lube and hydraulic systems

Duplex operation for security and continuous flow. Several filtration media options include environmentally friendly Ecoglass III elements and allows wide selection of applications. Integrated differential pressure switch connection with shut off valve. Sturdy cast iron housing with pressure rating up to 30 bar. Block mounting available.



Contact Information:

Parker Hannifin
Hydraulic Filter Division Europe

**European Product
Information Centre**
Freephone: 00800 27 27 5374
(from AT, BE, CH, CZ, DE, EE, ES,
FI, FR, IE, IT, PT, SE, SK, UK)
filtrationinfo@parker.com

www.parker.com/hfde

Applications:

- Diesel engine fuel systems
- Industrial lube oil systems
- Industrial medium pressure hydraulic systems

Specification

Duplex filter:

Change-over valve with open center position. Handle locking device for both end positions. Vent valves with secured outlets on both sides. Integrated indicator port with test connections.

Maximum operating pressure:

30 bar

Connections:

Two sets of threads G $\frac{3}{4}$ or M26 x 1.5. Connections on flange are plugged with steel plug.

Seal material:

Fluoroelastomer

Operating temperature:

-20°C...+120°C with Fluoroelastomer seals,

-20°C...+160°C with metal mesh elements and Fluoroelastomer seals.

Housing material:

Cast iron (GJS)

Weight:

15 kg

Nominal flow rate (30 cSt):

80 l/min (4,8 m³/h)

Bypass valve:

Standard without bypass, optional opening pressure 3.5 bar

Filtration materials:

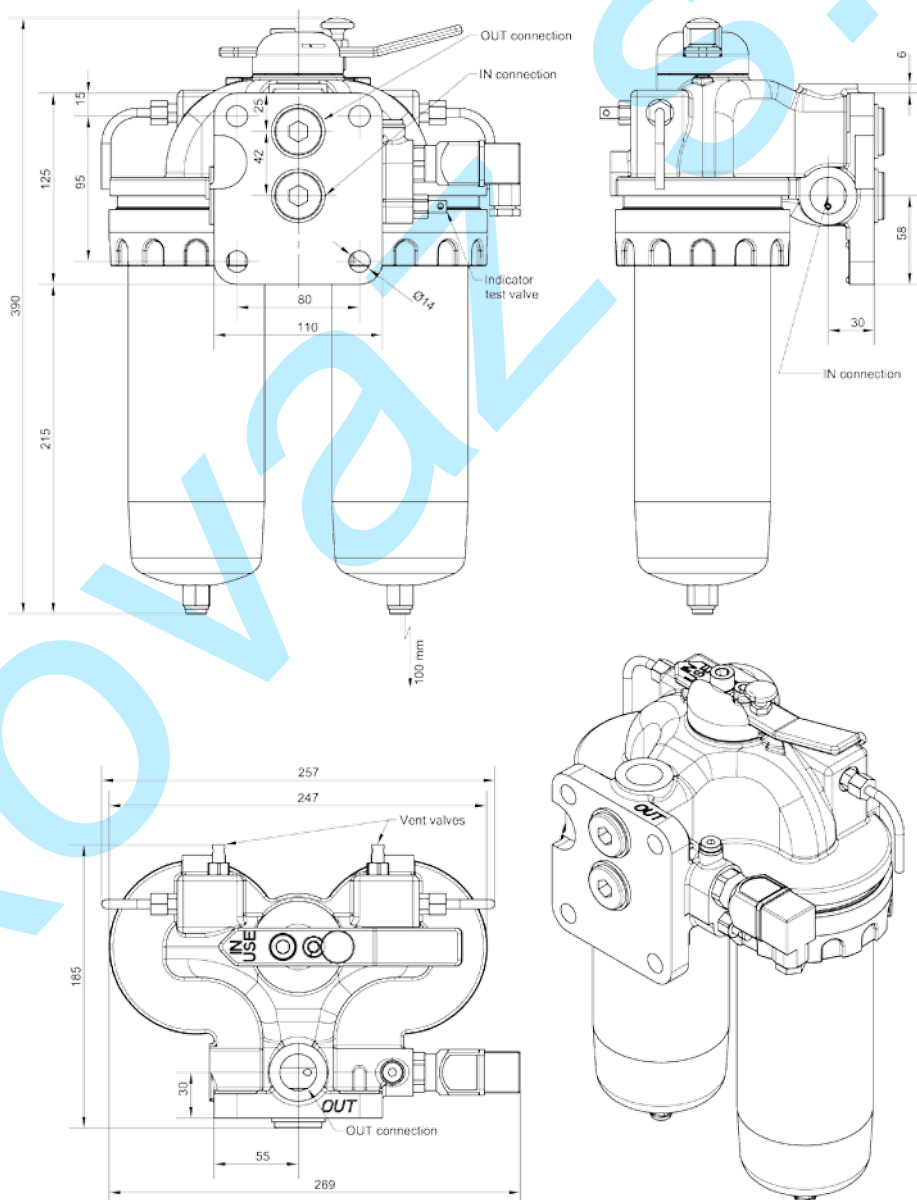
- Glassfibre Microglass III
- Environmentally friendly Ecoglass III. No metal parts. Ecoglass III contributes to ISO14001.
- Cleanable metall mesh
- Resin impregnated fine cellulose paper 10 µm nominal

Differential pressure indicators:

Integrated indicator port. Filter can be equipped with visual, electrical or electronic differential pressure indicator. Setting 2.5 bar, other settings available. For details see indicator options table on product description page and catalogue section 4.

Fluid compatibility:

Suitable for use with regular hydraulic and lubrication oils & light fuel oils (diesel). For heavy fuel oil applications, please specify option P2 (see table 8 in product description) which ensures that filters are delivered with documentation according PED 97/23/EC category II. For other fluids consult Parker Filtration.



DF2145

Pressure Drop Curves

$$\Delta p_{\text{total}} = \Delta p_{\text{housing}} + \Delta p_{\text{element}}$$

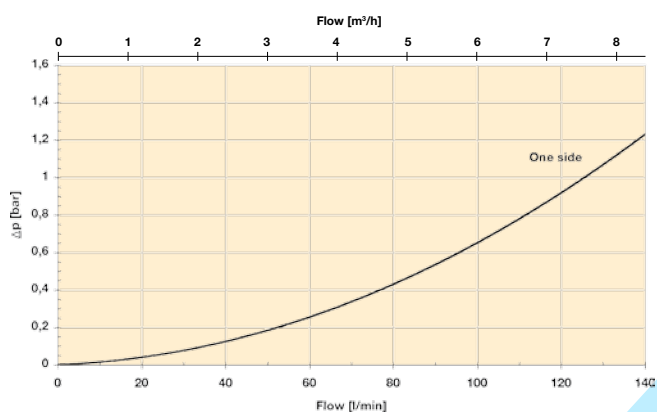
The recommended level of the initial pressure drop for this filter is maximum 1.0 bar.

Δp -curves are measured at 30 cSt.

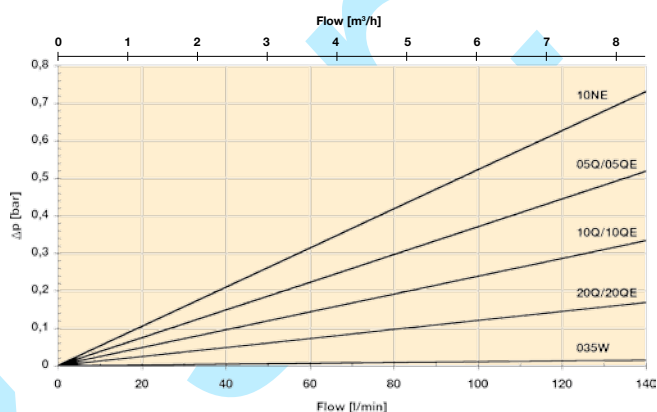
If the medium used has a viscosity different from 30 cSt, pressure drop over the element can be estimated as follows:

$$\Delta p_{\text{total}} = \Delta p_{\text{housing}} + \Delta p_{\text{element}} \times \frac{\text{working viscosity}}{30 \text{ cSt}}$$

DF2145 housing



DF2145 length 2 elements



REPLACEMENT ELEMENTS WITH FLUOROELASTOMER SEALS

Media code		Order code
Glassfibre	Microglass III	Ecoglass III
05Q/05QE	939011Q	939014Q
10Q/10QE	939012Q	939015Q
20Q/20QE	939013Q	939016Q
Cellulose (Eco)		
NE10	939017	
Cleanable metal mesh		
035W	939018	
060W	939019	

Product Description for DF2145

Complete Filter:

Table 1

--

Table 2

--

Table 3

--

Table 4

--

Table 5

--

Table 6

--

Table 7

--

Table 8

--

Table 1

FILTER TYPE	
Model	CODE
Duplex filter	DF2145

Table 2

FILTER SIZE	
Element length	CODE
Length 2	2

Table 3

DEGREE OF FILTRATION	
Element type	CODE
Microglass III	
Glassfibre 5 µm	05Q
Glassfibre 10 µm	10Q
Glassfibre 20 µm	20Q
Ecoglass III	
Glassfibre 5 µm	05QE
Glassfibre 10 µm	10QE
Glassfibre 20 µm	20QE
Other medias	
Cellulose 10 µm (nom) ECO	10NE
Cleanable metal mesh 35 µm	035W
Cleanable metal mesh 60 µm	060W

Table 4

SEAL TYPE	
Seal material	CODE
Fluoroelastomer	V

Table 5

INDICATORS	
Options	CODE
Indicator port plugged	P
Visual indicator	M3
Electrical indicator	T1
Electronic indicator (PNP/N.O.)	F1
Electronic indicator (NPN/N.O.)	F2

Table 6

BYPASS VALVE	
Bypass/indicator setting	CODE
3.5 bar/2.5 bar	K
No/No	X

Table 7

FILTER CONNECTIONS	
Port size	CODE
G $\frac{3}{4}$	G12
M26x1.5	M26

Table 8

OPTIONS	
Options	CODE
With bypass	1
No bypass	2
PED category 2	P2

If several options are selected, please add the codes in order listed above.

SPARE PARTS	
Seal kits (fluoroelastomer)	CODE
Complete seal kit (includes also valve spool seals)	916045088
Service seal kit (includes seals for bowl, drain and Eco-adapter)	916045093
ECO adapter	
For Ecoglass III and 10NE elements	911042096

Please note the bolded options reflect standard options with reduced lead-time.