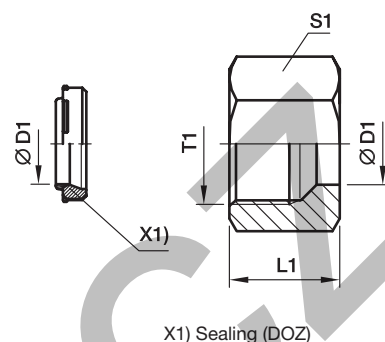



## EO2-FORM Set

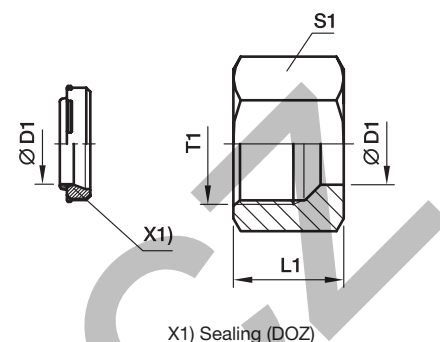
for steel tubes



Series	D1 	T1	L1	S1	Order code		PN (bar)	Weight g/1 piece
					FORM...QF Steel + Sealing NBR	FORM...VITCF Steel + Sealing FKM		
L	06	M 12×1.5	14.5	14	FORM06LCF	FORM06LVITCF	500	11
	08	M 14×1.5	14.5	17	FORM08LCF	FORM08LVITCF	500	16
	10	M 16×1.5	15.5	19	FORM10LCF	FORM10LVITCF	500	20
	12	M 18×1.5	15.5	22	FORM12LCF	FORM12LVITCF	400	27
	15	M 22×1.5	17.0	27	FORM15LCF	FORM15LVITCF	400	45
	18	M 26×1.5	18.0	32	FORM18LCF	FORM18LVITCF	400	67
	22	M 30×2.0	20.0	36	FORM22LCF	FORM22LVITCF	250	88
	28	M 36×2.0	21.0	41	FORM28LCF	FORM28LVITCF	250	99
	35	M 45×2.0	24.0	50	FORM35LCF	FORM35LVITCF	250	162
	42	M 52×2.0	24.0	60	FORM42LCF	FORM42LVITCF	250	233
S	06	M 14×1.5	16.5	17	FORM06SCF	FORM06SVITCF	800	19
	08	M 16×1.5	16.5	19	FORM08SCF	FORM08SVITCF	800	22
	10	M 18×1.5	17.5	22	FORM10SCF	FORM10SVITCF	800	34
	12	M 20×1.5	17.5	24	FORM12SCF	FORM12SVITCF	630	38
	16	M 24×1.5	20.5	30	FORM16SCF	FORM16SVITCF	630	71
	20	M 30×2.0	24.0	36	FORM20SCF	FORM20SVITCF	420	115
	25	M 36×2.0	27.0	46	FORM25SCF	FORM25SVITCF	420	216
	30	M 42×2.0	29.0	50	FORM30SCF	FORM30SVITCF	420	242
	38	M 52×2.0	32.5	60	FORM38SCF	FORM38SVITCF	420	366

## EO2-FORM Set

for stainless steel tubes



Series	D1 	T1	L1	S1	Order code				PN (bar)	Weight g/1 piece
					FORM...71 Stainless Steel + Sealing  FKM	FORM...NBR71 Stainless Steel + Sealing  NBR	FORM...CF Steel + Sealing  NBR	FORM...VITCF Steel + Sealing  FKM		
L	06	M 12×1.5	14.5	14	FORM06L71	FORM06LNBR71	FORM06LCF	FORM06LVITCF	315	11
	08	M 14×1.5	14.5	17	FORM08L71	FORM08LNBR71	FORM08LCF	FORM08LVITCF	315	16
	10	M 16×1.5	15.5	19	FORM10L71	FORM10LNBR71	FORM10LCF	FORM10LVITCF	315	21
	12	M 18×1.5	15.5	22	FORM12L71	FORM12LNBR71	FORM12LCF	FORM12LVITCF	315	27
	15	M 22×1.5	17.0	27	FORM15L71	FORM15LNBR71	FORM15LCF	FORM15LVITCF	315	46
	18	M 26×1.5	18.0	32	FORM18L71	FORM18LNBR71	FORM18LCF	FORM18LVITCF	315	68
	22	M 30×2.0	20.0	36	FORM22L71	FORM22LNBR71	FORM22LCF	FORM22LVITCF	160	89
	28	M 36×2.0	21.0	41	FORM28L71	FORM28LNBR71	FORM28LCF	FORM28LVITCF	160	101
	35	M 45×2.0	24.0	50	FORM35L71	FORM35LNBR71	FORM35LCF	FORM35LVITCF	160	165
	42	M 52×2.0	24.0	60	FORM42L71	FORM42LNBR71	FORM42LCF	FORM42LVITCF	160	237
S	06	M 14×1.5	16.5	17	FORM06S71	FORM06SNBR71	FORM06SCF	FORM06SVITCF	630	19
	08	M 16×1.5	16.5	19	FORM08S71	FORM08SNBR71	FORM08SCF	FORM08SVITCF	630	22
	10	M 18×1.5	17.5	22	FORM10S71	FORM10SNBR71	FORM10SCF	FORM10SVITCF	630	35
	12	M 20×1.5	17.5	24	FORM12S71	FORM12SNBR71	FORM12SCF	FORM12SVITCF	630	39
	16	M 24×1.5	20.5	30	FORM16S71	FORM16SNBR71	FORM16SCF	FORM16SVITCF	400	71
	20	M 30×2.0	24.0	36	FORM20S71	FORM20SNBR71	FORM20SCF	FORM20SVITCF	400	117
	25	M 36×2.0	27.0	46	FORM25S71	FORM25SNBR71	FORM25SCF	FORM25SVITCF	400	219
	30	M 42×2.0	29.0	50	FORM30S71	FORM30SNBR71	FORM30SCF	FORM30SVITCF	400	246
	38	M 52×2.0	32.5	60	FORM38S71	FORM38SNBR71	FORM38SCF	FORM38SVITCF	315	372