

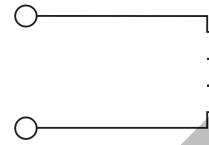
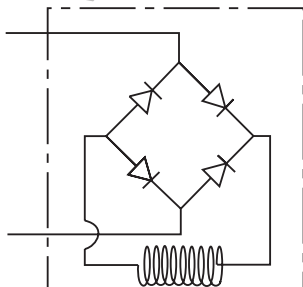
Features

- **Integral Deutsch connector coil exceeds IP69K standards**
- Integral Deutsch connector coil thermal shock dunk test rated
- Universal 50/60 Hz operation
- Coil hermetically sealed, requires no O-rings or waterproofing kits
- External plated steel flux-carrying band (unlike encapsulated band) enables coil to withstand severe thermal shocks without cracking
- Symmetrical coil can be reversed without affecting performance

Specifications

Coil Type	S	Standard
	P	Puissant
Nominal Wattage (See Ordering Information For Exact Wattage)	S	18 Watts
	P	28 Watts
Duty Cycle	Continuous @ 100% voltage	
Magnetic Wire Insulation Class	'N' Rated at 200°C (392°F)	
Temperature Range	-40°C to +200°C (-40°F to +392°F)	
Temperature Rise At Nominal Voltage And Natural Ventilation	S	75°C (135°F)
	P	95°C (172°F)
Dielectric Strength Maximum Current Leakage (Amps)	.0005 In dry lab condition at 1000V AC for 30 seconds	
	.001 After being immersed in 23°C (77°F) water with waterproof connector for 24 hours at 500V AC	
Encapsulating Material	Glass filled rynite	
Color Identification On The Terminal Boss	S	Black Ring
	P	Red Ring
Weight	0.29 kg (0.64 lbs.)	

AC Coil Assembly



Ordering Information

CA			
Super Coil 5/8" I.D.	Wattage	Voltage	Termination

Code	Wattage
S	Standard
P	Puissant

Code	Voltage	Watts		Amps		Ohms**	
		S	P	S	P	S	P
012*	12 VDC	18	28	1.50	2.33	8.00	5.14
024*	24 VDC	18	28	0.75	1.17	32.0	20.6
115*	115 VAC	18	28	0.20	0.26	554	417

*Standard Voltages

**Resistance $\pm 10\%$ at 68°F

Code	Termination
*C	Double Lead Wire with Conduit Connector (AC Only)
*D	DIN 43650 (AC or DC, Supplied without DIN Connector)
*H	Integral Deutsch
*HSN	Integral Deutsch with Anti-vibration ring
*HSZN	Integral Deutsch with Anti-vibration ring and Zener Diode
*L	Double Lead (DC Only)
*S	Double Spade (DC Only)

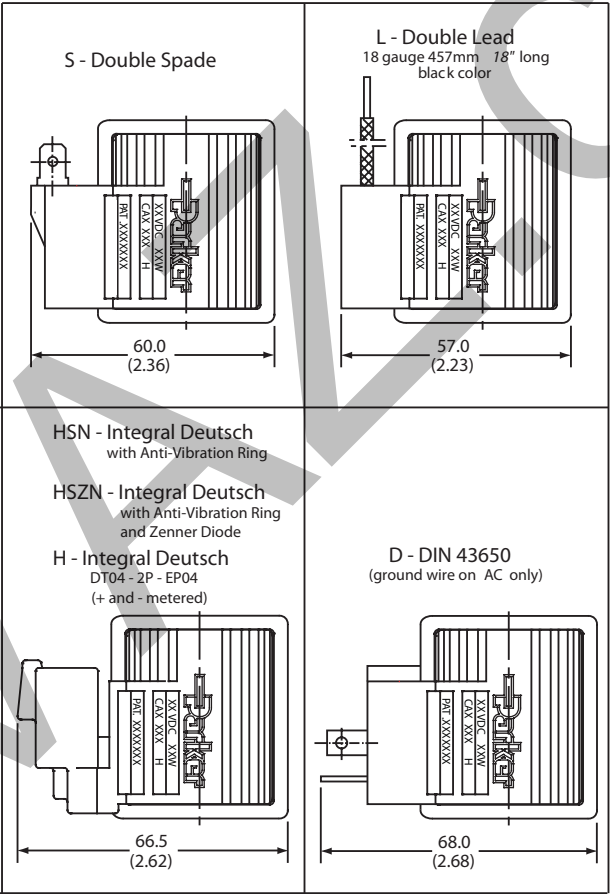
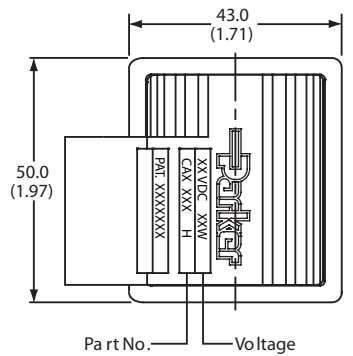
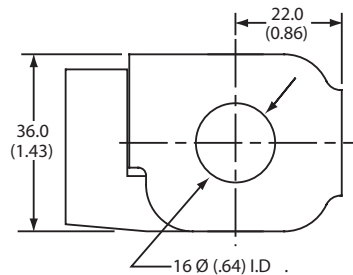
*UL listed 12/24 VDC only.

Note: Additional voltages and other terminals are available. Some coils are UL approved. For details please consult factory.

DIN Female Mating Connector: See page CE2

Deutsch Mating Connector: # DT06-2S

Terminal Styles and Dimensions



- NOTES:**
1. The standard A.C. coil includes a molded-in full wave rectifier rated for 800 peak reverse voltage.
 2. All P Puissant (high wattage) coils use a red ring as an indication marker on the terminal boss. (No ring on Integral Deutsch connector.)

