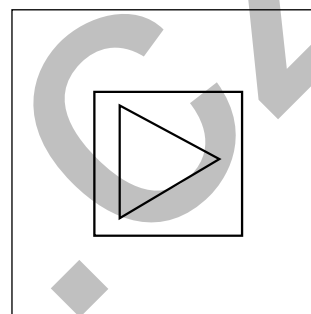


Parker electronic modules PWDXXA-40\* for rail mounting are compact, easy to install and provide time-saving wiring by disconnectable terminals. The digital design of the circuit results in good accuracy and optimal adaption for proportional directional control valves with position sensor by a comfortable interface program.

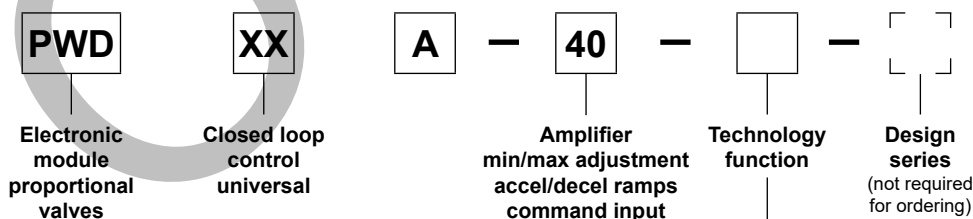
### Features

The described electronic unit combines all necessary functions for the optimal operation of proportional directional control valves with position transducer or valves in closed loop systems. The most important features are:

- Digital circuit design
- Parameterizable position control of valve spool
- Constant current control
- Differential input stage with different signal options
- Monitor output for spool stroke
- Four-quadrant ramp function
- Enable input for solenoid driver
- Status indicator
- Parametering by serial USB interface
- Connection by disconnectable terminals
- In combination with valves without spool feedback
  - Pressure control with proportional pressure valve and pressure sensor
  - Position control with proportional DC valve and actuator position transducer
- Optional technology function "linearization"
- Comfortable PC user software, free of charge: [www.parker.com/isde](http://www.parker.com/isde) - see "Support", or directly at [www.parker.com/propxd](http://www.parker.com/propxd).



### Ordering code

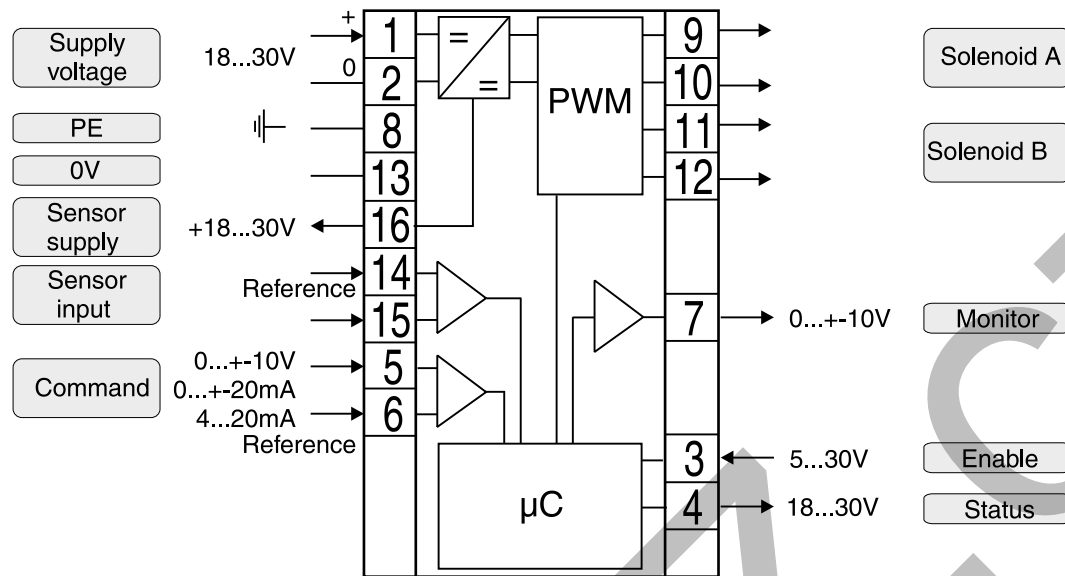


Code	Function
0	Standard
1	Linearization option

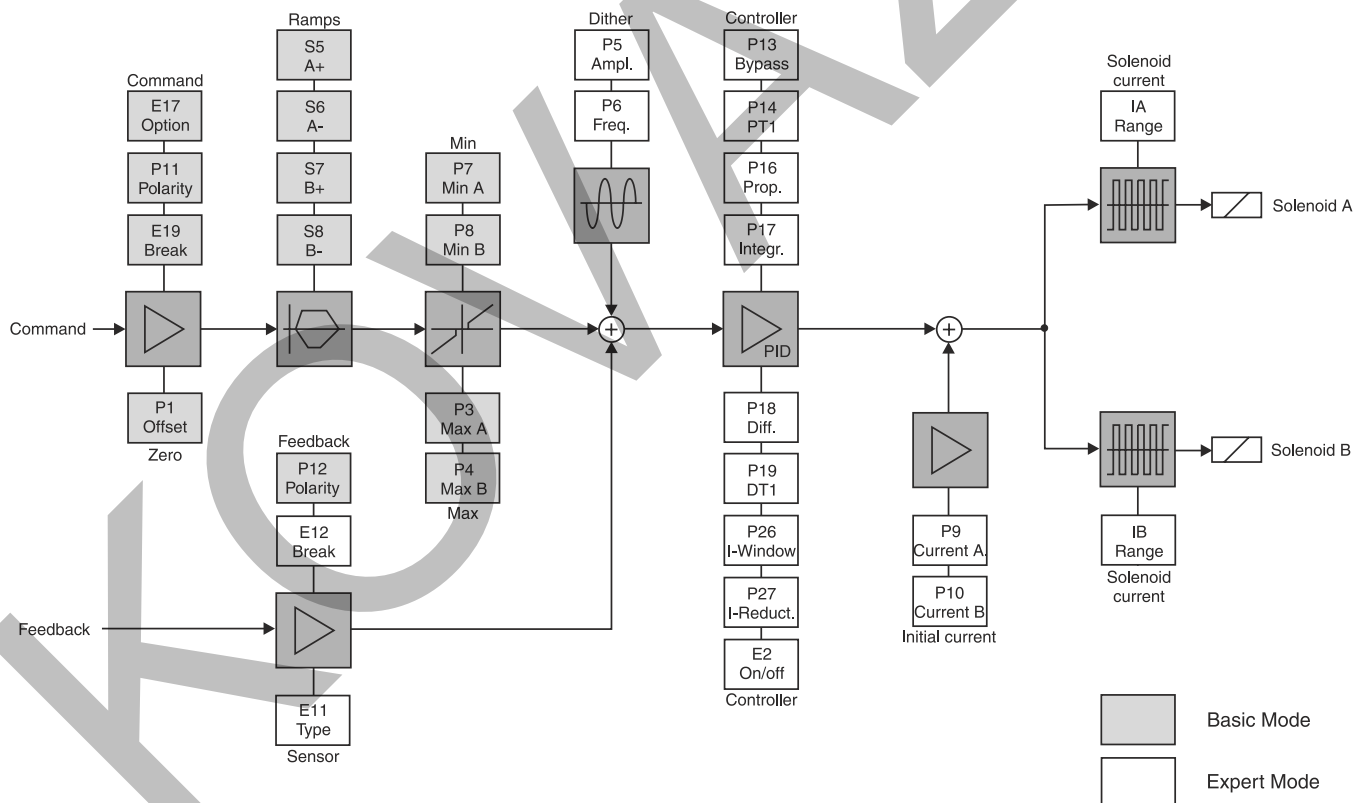
## Technical data

General			
Model			Module package for snap-on mounting on EN 50022 rail
Package material			Polycarbonate
Inflammability class			V0 acc. UL 94
Installation position			unrestricted
Ambient temperature range	[°C]		-20...+60
Protection class			IP 20 acc. EN 60529
MTTF <sub>D</sub> value	[years]		150
Weight	[g]		160
Electrical			
Duty ratio	[%]		100
Supply voltage	[VDC]		18...30, ripple < 5 % eff., surge free
Switch-on current typ.	[A]		22 for 0.2 ms
Current consumption max.	[A]		2.0
Pre-fusing	[A]		2.5, medium lag
Command signal options	[V] [mA] [mA]		+10...0...-10, ripple <0.01 % eff., surge free, Ri = 100 kOhm +20...0...-20, ripple <0.01 % eff., surge free, Ri = 200 Ohm 4...12...20, ripple <0.01 % eff., surge free, Ri = 200 Ohm <3.6 mA = solenoid output off, >3.8 mA = solenoid output on (acc. NAMUR NE43)
Input signal resolution	[%]		0.025
Differential input voltage max.	[V] [V]		30 for terminals 5 and 6 against PE (terminal 8) 11 for terminals 5 and 6 against 0V (terminal 2)
Sensor supply	[V]		18...30 (Us), max. current <100 mA
Enable signal	[V]		0...2.5: Off / 5...30: On / Ri = 100 kOhm
Status signal	[V]		0...0.5: Off / Us: On / rated max. 15 mA
Monitor signal	[V]		+10...0...-10, rated max. 5 mA, signal resolution 0.4 %
Adjustment ranges	Min Max Ramp Zero offset Current Initial current	[%] [%] [s] [%] [A] [%]	0...50 50...100 0...32.5 +100...-100 1.3 / 2.7 / 3.5 0...25
Interface			USB type B
EMC			EN IEC 61000-6-2, EN IEC 61000-6-4
Connection			Screw terminals 0.2...2.5 mm <sup>2</sup> , disconnectable
Cable specification	[mm <sup>2</sup> ] [mm <sup>2</sup> ]		1.5 overall braid shield for supply voltage and solenoids (AWG16) 0.5 overall braid shield for sensor and signal (AWG20)
Cable length	[m]		50
Options			
Technology function	Code1		Software adjustable transfer function with 10 compensation points for linearization of valve behaviour

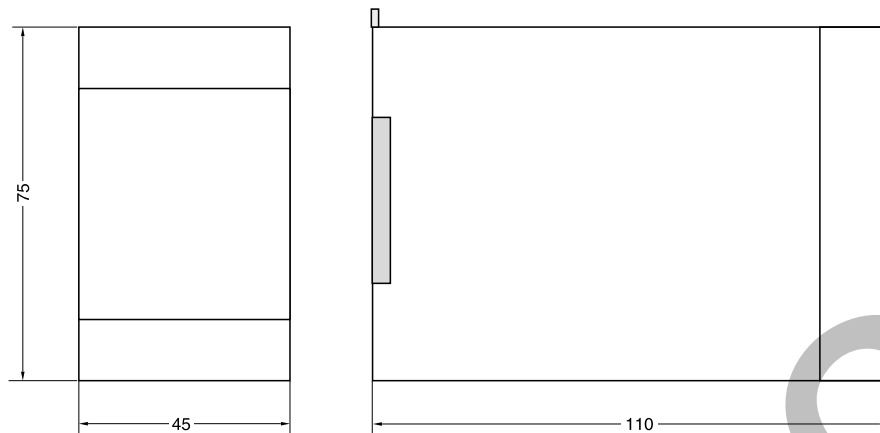
**Block diagram**



**Signal flow diagram**



## Dimensions



## ProPxD interface program

The ProPxD software permits comfortable parameter setting for the module electronics. Via the clearly arranged entry mask the parameters can be monitored and modified. Storage of complete parameter sets is possible as well as printout or record as a text file for further documentation. Stored parameter sets may be loaded anytime and transmitted to other valves. Inside the electronics a nonvolatile memory stores the data with the option for recalling or modification.

The PC software can be downloaded free of charge at [www.parker.com/propxd](http://www.parker.com/propxd).

## Features

- Comfortable editing of all parameters
- Depiction and documentation of parameter sets
- Storage and loading of optimized parameter adjustments
- Executable with all actual Windows® operating systems from Windows® XP upwards
- Plain communication between PC and electronics via USB interface

