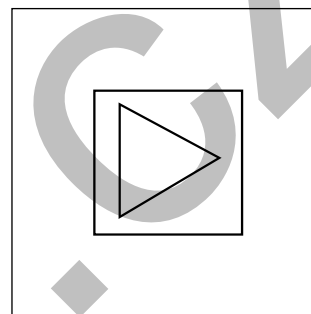
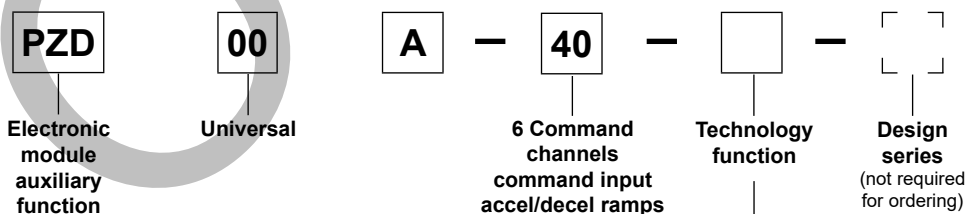


Parker electronic modules PZD00A-40* for rail mounting are compact, easy to install and provide time-saving wiring by disconnectable terminals. The digital design of the circuit results in good accuracy and optimal adaption for command signal processing by a comfortable interface program. The electronic unit may be connected in series to proportional valves with onboard electronic as well as to amplifier modules P*D.

Features

- Digital circuit design
- Six parameterizable command channels with optional additive or priority dependent signal processing
- Output stage with different signal options
- Input stage with different signal options
- Status output
- Four-quadrant ramp function
- Reference output for potentiometer supply
- Status indicator
- Parametering by USB interface
- Connection by disconnectable terminals
- Compatible to the relevant European EMC standards
- Optional technology function "linearization"
- Comfortable PC user software, free of charge:
www.parker.com/isde - see "Support", or directly at
www.parker.com/propxd.

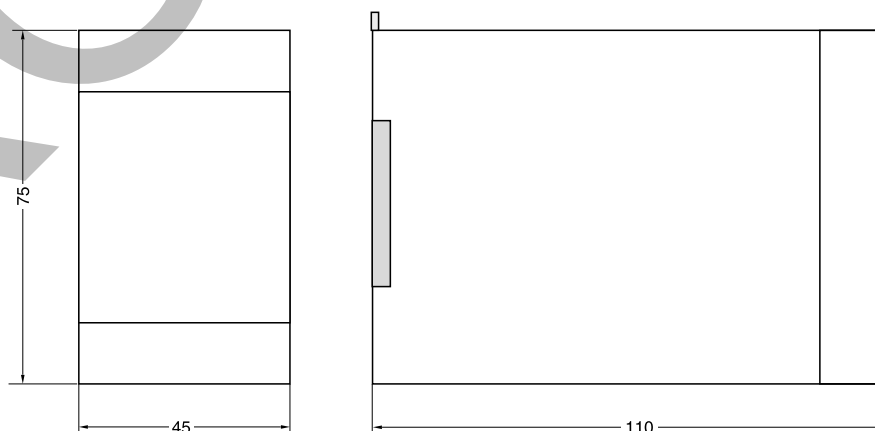
**Ordering code**

Code	Function
0	Standard
1	Linearization option

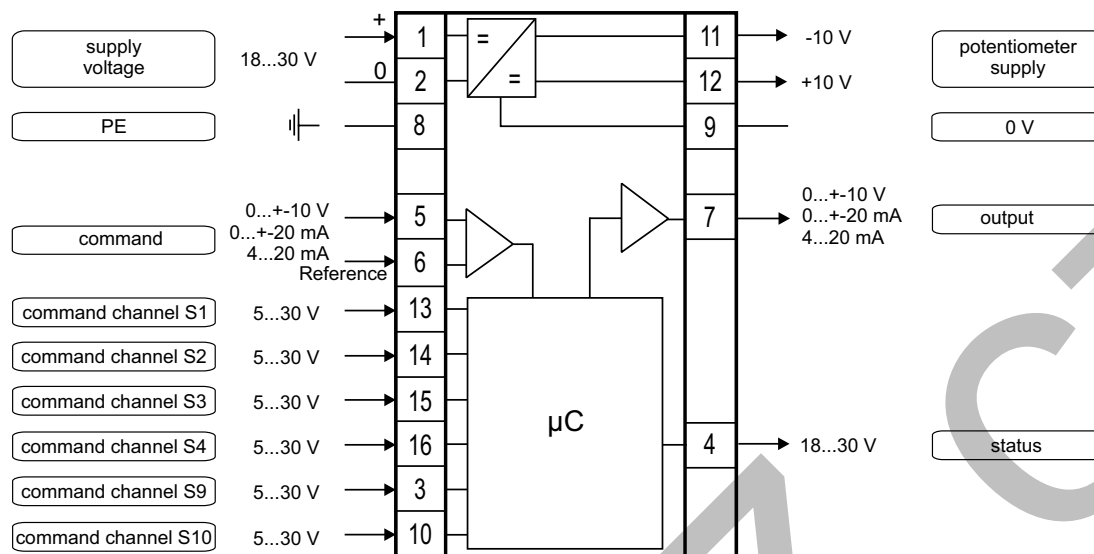
Technical data

General			
Model		Module package for snap-on mounting on EN 50022 rail	
Package material		Polycarbonate	
Inflammability class		V0 acc. UL 94	
Installation position		unrestricted	
Amb. temperature range		[°C]	-20...+60
Protection class		IP 20 acc. EN 60529	
MTTF _D value		[years]	150
Weight		[g]	160
Electrical			
Duty ratio		[%]	100
Supply voltage		[VDC]	18...30, ripple < 5 % eff., surge free
Current consumption max.		[mA]	100
Pre-fusing		[mA]	500 medium lag
Command signal options		[V] [mA] [mA]	+10...0...-10, ripple <0.01 % eff., surge free, Ri = 100 kOhm +20...0...-20, ripple <0.01 % eff., surge free, Ri = <250 Ohm 4...12...20, ripple <0.01 % eff., surge free, Ri = <250 Ohm <3.6 mA = output signal 0 V / 0 mA / 12 mA acc. to output option >3.8 mA = output signal on (acc. NAMUR NE43)
Input signal resolution		[%]	0.025
Differential input max.		[V]	30 for terminals 5 und 6 against PE (terminal 8)
Command channel signal		[V]	0...1.0: Off / 5...30: On / Ri = 100 kOhm
Status signal		[V]	0...0.5: Off / Us: On / rated max. 15 mA
Output signal options		[V] [mA] [mA]	+10...0...-10, rated max. 15 mA +20...0...-20, Ro < 500 Ohm 4...12...20, Ro < 500 Ohm
Output signal resolution		[%]	0.025
Reference output		[V]	+10 / -10, 2 %, rated max. 15 mA
Adjustment ranges		Min Max	[%] 0...50 50...100
Cmd channels		[%]	+100...-100
Ramp		[s]	0...32.5
Zero offset		[%]	+100...-100
Interface		USB type B	
EMC		EN IEC 61000-6-2, EN IEC 61000-6-4	
Connection		Screw terminals 0.2...2.5 mm², disconnectable	
Cable specification		[mm²]	0.5 overall braid shield (AWG20)
Cable length		[m]	50
Options			
Technology function		Code1	Software adjustable transfer function with 10 compensation points for linearization of valve behaviour

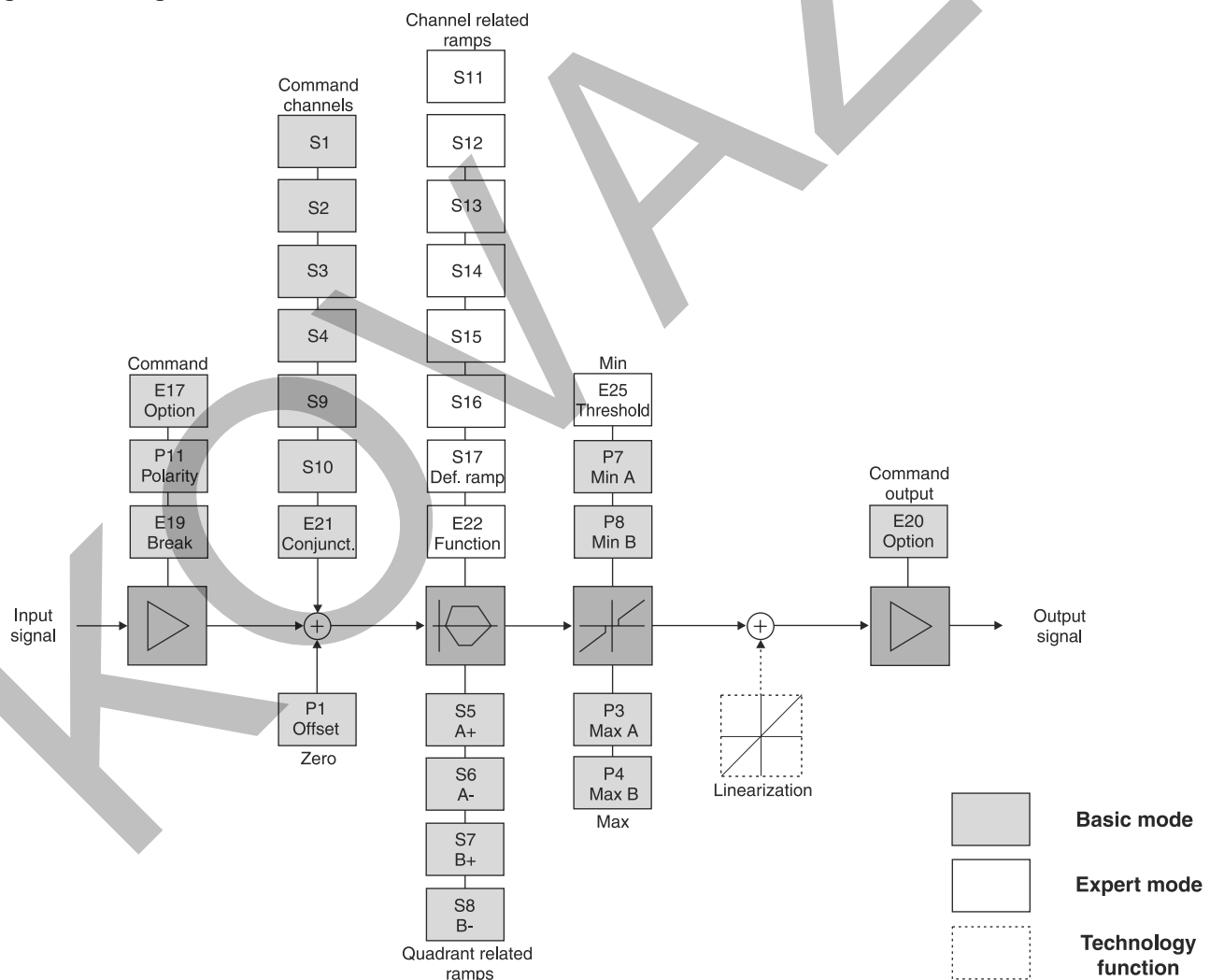
Dimensions



Block diagram



Signal flow diagram



ProPxD interface program

The ProPxD software permits comfortable parameter setting for the module electronics. Via the clearly arranged entry mask the parameters can be monitored and modified. Storage of complete parameter sets is possible as well as printout or record as a text file for further documentation. Stored parameter sets may be loaded anytime and transmitted to other valves. Inside the electronics a nonvolatile memory stores the data with the option for recalling or modification.

The PC software can be downloaded free of charge at www.parker.com/propxd.

Features

- Comfortable editing of all parameters
- Depiction and documentation of parameter sets
- Storage and loading of optimized parameter adjustments
- Executable with all actual Windows® operating systems from Windows® XP upwards
- Plain communication between PC and electronics via USB interface

