

## Kuppler in Schottausführung mit Schlauchtülle

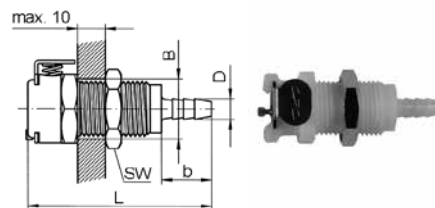
absperrend

## Coupleur traversée de cloison avec douille cannelée pour tuyau

obturant

## Panel mount coupler with hose nozzle

shut-off



### KV-CPH

Type -LW	Mat.-Nr.	bar	NW	SW	L	D	B	b	kg/100
KV-CPH2-LW 4	YBD.CPH2.128040	8	3.2	15	41.9	5.0	13.0	11.4	0.820
KV-CPH2-LW 5	YBD.CPH2.128050	8	3.2	15	47.0	6.0	13.0	16.5	0.860
KV-CPH2-LW 6,5	YBD.CPH2.128060	8	3.2	15	47.0	7.5	13.0	16.5	0.890
KV-CPH4-LW 6,5	YBD.CPH4.128060	8	6.4	20	49.5	7.5	17.0	16.5	1.380
KV-CPH4-LW 8	YBD.CPH4.128080	8	6.4	20	49.5	9.0	17.0	16.5	1.420
KV-CPH4-LW 9,5	YBD.CPH4.128090	8	6.4	20	49.5	10.5	17.0	16.5	1.440

## Stecker mit Aussengewinde

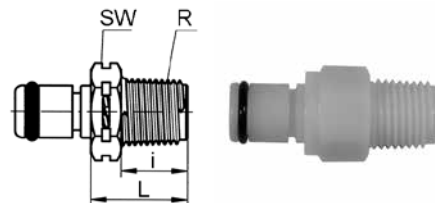
nicht absperrend

## Embout avec filetage

non-obturant

## Nipple with male thread

no shut-off



### KS-CPB

Type -R	Mat.-Nr.	bar	NW	SW	L	i	kg/100
R=Rohrgewinde (kegelig)	R=Filetage-gaz BSP (conique)					R=BSP thread (tapered)	
KS-CPB2-1/8	YBD.CPB2.133020	8	3.2	12	14.7	10.2	0.180
KS-CPB4-1/4	YBD.CPB4.133040	8	6.4	15	17.6	12.7	0.340
KS-CPB4-3/8	YBD.CPB4.133060	8	6.4	18	17.8	12.7	0.600

## Stecker mit Aussengewinde

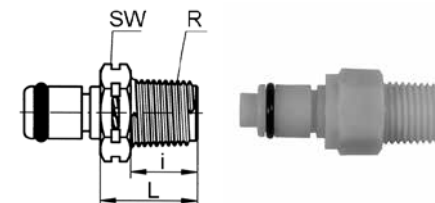
absperrend

## Embout avec filetage

obturant

## Nipple with male thread

shut-off



### KSV-CPB

Type -R	Mat.-Nr.	bar	NW	SW	L	i	kg/100
R=Rohrgewinde (kegelig)	R=Filetage-gaz BSP (conique)					R=BSP thread (tapered)	
KSV-CPB2-1/8	YBD.CPB2.143020	8	3.2	12	22.4	10.2	0.330
KSV-CPB4-1/4	YBD.CPB4.143040	8	6.4	15	25.0	12.7	0.420
KSV-CPB4-3/8	YBD.CPB4.143060	8	6.4	18	19.0	12.7	0.680