


ISOMAX - ISO 5599-1 - Sizes 1, 2 & 3

Pneumatic remote pilot or CNOMO operator - DIN or M12 connection

Order chart



**For Electro-Pneumatic pilot valve only
Solenoid valve operator definition**

DX 1 - 6 51 - B L 49

Size	
1	Size 1
2	Size 2
3	Size 3

Pilot	
4	Pneumatic
6	Electro-Pneumatic

Valve function	
Internal pilot supply	
06	5/2 double solenoid
56	5/2 double solenoid, 14 prioritised
21	5/2 single solenoid, spring return
51	5/2 single solenoid, differential return
11	5/3 double solenoid vented centre
13	5/3 double solenoid pressurised center *
16	5/3 double solenoid closed centre
External pilot 14 supply / Capture exhaust 12	
05	5/2 double solenoid
59	5/2 double solenoid, 14 prioritised
23	5/2 single solenoid, spring return
54	5/2 single solenoid, differential return
09	5/3 double solenoid vented centre
14	5/3 double solenoid pressurised center *
19	5/3 double solenoid closed centre

Voltage	
Blank	Operator only (without coil)
M12 connection	
19	24 Vdc
DIN connector	
45	12 Vdc
49	24 Vdc
40	12 Vac - 50/60 Hz
42	24 Vac - 50/60 Hz
53	110 Vac - 50Hz / 120 Vac - 60Hz
57	230 Vac - 50/60 Hz

Solenoid enclosure	
CNOMO 30 x 30 Operator for Low Power Coil	
L	Operator with coil
N	Operator only without coil
M12 connector	
2	One connector per distributor
6	One built-in connector per coil

Manual override	
On Pneumatic Valves or Electric Valves without operator	
60	Without direct spool override
70	With direct spool override
On electric operator *	
A	Without any
B	Non locking - Flush - Metal
C	Locking - Flush - Plastic

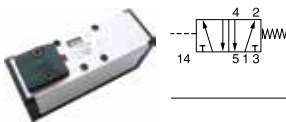
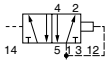
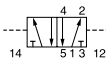
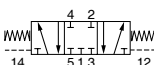
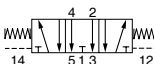
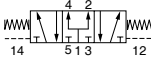
*) Without direct valve spool manual override

Shaded part numbers constituted with shaded voltage code are available from stock.
Shaded part numbers constituted by unshaded voltage code are available on request but are subject to a minimum order quantity. Otherwise, select « Blank » as voltage code and order coil separately.

ISOMAX - ISO 5599-1 - Sizes 1, 2 & 3

Pneumatic remote pilot operated

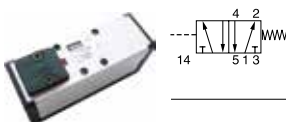
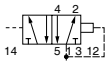
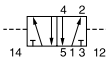
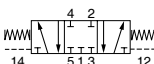

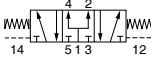
With direct valve spool manual override

Symbol	Description	Size	Weight (g)	Order code
	5/2 Air pilot - Spring return	1 - 43 mm	350	DX1-421-70
		2 - 56 mm	600	DX2-421-70
		3 - 71 mm	1100	DX3-421-70
	5/2 Air pilot - Differential	1 - 43 mm	350	DX1-451-70
		2 - 56 mm	600	DX2-451-70
		3 - 71 mm	1100	DX3-451-70
	5/2 Double air pilot	1 - 43 mm	350	DX1-406-70
		2 - 56 mm	600	DX2-406-70
		3 - 71 mm	1100	DX3-406-70
	5/3 Closed Center	1 - 43 mm	350	DX1-416-70
		2 - 56 mm	600	DX2-416-70
		3 - 71 mm	1100	DX3-416-70
	5/3 Vented Center	1 - 43 mm	350	DX1-411-70
		2 - 56 mm	600	DX2-411-70
		3 - 71 mm	1100	DX3-411-70
	5/3 Pressurised Center	1 - 43 mm	350	DX1-413-70
		2 - 56 mm	600	DX2-413-70

ISOMAX - ISO 5599-1 - Sizes 1, 2 & 3

Pneumatic remote pilot operated


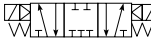
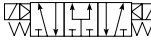
Without direct valve spool manual override

Symbol	Description	Size	Weight (g)	Order code
	5/2 Air pilot - Spring return	1 - 43 mm	350	DX1-421-60
		2 - 56 mm	600	DX2-421-60
		3 - 71 mm	1100	DX3-421-60
	5/2 Air pilot - Differential	1 - 43 mm	350	DX1-451-60
		2 - 56 mm	600	DX2-451-60
		3 - 71 mm	1100	DX3-451-60
	5/2 Double air pilot	1 - 43 mm	350	DX1-406-60
		2 - 56 mm	600	DX2-406-60
		3 - 71 mm	1100	DX3-406-60
	5/3 Closed Center	1 - 43 mm	350	DX1-416-60
		2 - 56 mm	600	DX2-416-60
		3 - 71 mm	1100	DX3-416-60
	5/3 Vented Center	1 - 43 mm	350	DX1-411-60
		2 - 56 mm	600	DX2-411-60
		3 - 71 mm	1100	DX3-411-60
	5/3 Pressurised Center	1 - 43 mm	350	DX1-413-60
		2 - 56 mm	600	DX2-413-60

ISOMAX - ISO 5599-1 - Sizes 1, 2 & 3

CNOMO operator with 30 x 30 DIN Form A / 24 Vdc / 2,7 W solenoid

With non locking manual override on solenoid valve operator - Without direct valve spool manual override


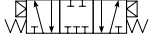
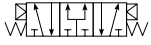
Symbol	Description	Size	Weight (g)	Order code
	5/2 Single solenoid - Spring return	1 - 43 mm	500	DX1-621-BL49
		2 - 56 mm	750	DX2-621-BL49
		3 - 71 mm	1250	DX3-621-BL49
	5/2 Single solenoid - Differential	1 - 43 mm	500	DX1-651-BL49
		2 - 56 mm	750	DX2-651-BL49
		3 - 71 mm	1250	DX3-651-BL49
	5/2 Double solenoid	1 - 43 mm	650	DX1-606-BL49
		2 - 56 mm	900	DX2-606-BL49
		3 - 71 mm	1400	DX3-606-BL49
	5/3 Closed Center	1 - 43 mm	560	DX1-616-BL49
		2 - 56 mm	900	DX2-616-BL49
		3 - 71 mm	1400	DX3-616-BL49
	5/3 Vented Center	1 - 43 mm	650	DX1-611-BL49
		2 - 56 mm	900	DX2-611-BL49
		3 - 71 mm	1400	DX3-611-BL49
	5/3 Pressurised Center	1 - 43 mm	650	DX1-613-BL49
		2 - 56 mm	900	DX2-613-BL49

Solenoid connectors & cable plug to be ordered separately. See solenoid section

ISOMAX - ISO 5599-1 - Sizes 1, 2 & 3

CNOMO operator without coil

With non locking manual override on solenoid valve operator - Without direct valve spool manual override

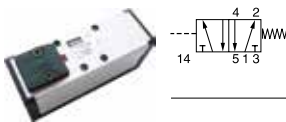
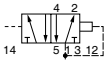
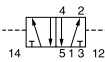
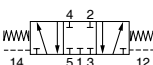
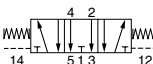
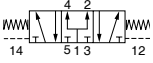
Symbol	Description	Size	Weight (g)	Order code
	5/2 Single solenoid - Spring return	1 - 43 mm	400	DX1-621-BN
		2 - 56 mm	650	DX2-621-BN
		3 - 71 mm	1150	DX3-621-BN
	5/2 Single solenoid - Differential	1 - 43 mm	400	DX1-651-BN
		2 - 56 mm	650	DX2-651-BN
		3 - 71 mm	1150	DX3-651-BN
	5/2 Double solenoid	1 - 43 mm	550	DX1-606-BN
		2 - 56 mm	800	DX2-606-BN
		3 - 71 mm	1300	DX3-606-BN
	5/3 Closed Center	1 - 43 mm	550	DX1-616-BN
		2 - 56 mm	800	DX2-616-BN
		3 - 71 mm	1300	DX3-616-BN
	5/3 Vented Center	1 - 43 mm	550	DX1-611-BN
		2 - 56 mm	800	DX2-611-BN
		3 - 71 mm	1300	DX3-611-BN
	5/3 Pressurised Center	1 - 43 mm	550	DX1-613-BN
		2 - 56 mm	800	DX2-613-BN

30 x 30 DIN Form A or 22 x 30 DIN Form B coil & coil connectors to be ordered separately. See solenoid section

ISOMAX - ISO 5599-1 - Sizes 1, 2 & 3

Valve alone without operator

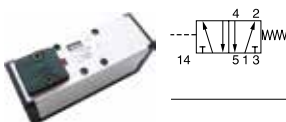
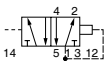
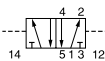
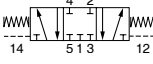
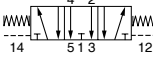
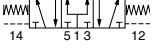
With direct valve spool manual override

Symbol	Description	Size	Weight (g)	Order code
	5/2 Single pilot - Spring return	1 - 43 mm	350	DX1-621-70
		2 - 56 mm	600	DX2-621-70
		3 - 71 mm	1100	DX3-621-70
	5/2 Single pilot - Differential	1 - 43 mm	350	DX1-651-70
		2 - 56 mm	600	DX2-651-70
		3 - 71 mm	1100	DX3-651-70
	5/2 Double pilot	1 - 43 mm	350	DX1-606-70
		2 - 56 mm	600	DX2-606-70
		3 - 71 mm	1100	DX3-606-70
	5/3 Closed Center	1 - 43 mm	350	DX1-616-70
		2 - 56 mm	600	DX2-616-70
		3 - 71 mm	1100	DX3-616-70
	5/3 Vented Center	1 - 43 mm	350	DX1-611-70
		2 - 56 mm	600	DX2-611-70
		3 - 71 mm	1100	DX3-611-70
	5/3 Pressurised Center	1 - 43 mm	350	DX1-613-70
		2 - 56 mm	600	DX2-613-70

ISOMAX - ISO 5599-1 - Sizes 1, 2 & 3

Valve alone without operator

Without direct valve spool manual override

Symbol	Description	Size	Weight (g)	Order code
	5/2 Single pilot - Spring return	1 - 43 mm	350	DX1-621-60
		2 - 56 mm	600	DX2-621-60
		3 - 71 mm	1100	DX3-621-60
	5/2 Single pilot - Differential	1 - 43 mm	350	DX1-651-60
		2 - 56 mm	600	DX2-651-60
		3 - 71 mm	1100	DX3-651-60
	5/2 Double pilot	1 - 43 mm	350	DX1-606-60
		2 - 56 mm	600	DX2-606-60
		3 - 71 mm	1100	DX3-606-60
	5/3 Closed Center	1 - 43 mm	350	DX1-616-60
		2 - 56 mm	600	DX2-616-60
		3 - 71 mm	1100	DX3-616-60
	5/3 Vented Center	1 - 43 mm	350	DX1-611-60
		2 - 56 mm	600	DX2-611-60
		3 - 71 mm	1100	DX3-611-60
	5/3 Pressurised Center	1 - 43 mm	350	DX1-613-60
		2 - 56 mm	600	DX2-613-60