

Tube clamps series A (Light construction series) – Complete range

Order codes for clamp halves:

Material	Interior surface	Order code
Polypropylene	grooved	RAP
	smooth	RAPG
Polyamide	grooved	RAN
	smooth	RANG
Rubber	smooth	RAVG ¹⁾
Aluminium	grooved	RAA ²⁾

(Please exchange as required standard abbreviation RAP in column for "Order code")

For flame- or corrosion retardant materials, please refer to page T5.

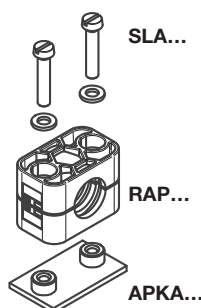
The steel parts of kits 1, 2 and 3 have the following surfaces:

Screws, bushes, cover plates = Cr(VI)-free galvanized

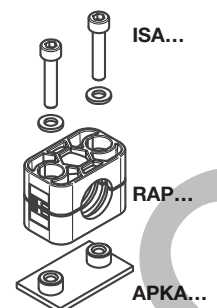
Welding plate = phosphated

Other compositions available on request.

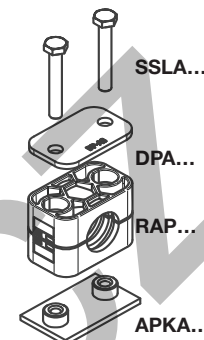
2 clamp halves, weld plate **short**, slot head bolts and bushes



2 clamp halves, weld plate **short**, socket head bolts and bushes



2 clamp halves, weld plate **short**, cover plate hex. head bolts



clamp size	Tube O.D. mm	Tube NB	Tube O.D.	Order code	Order code	Order code
0 ³⁾	4.0	G 1/8	1/4 5/16 3/8	RAP1-004	RAP2-004	RAP3-004
	6.0			RAP1-006	RAP2-006	RAP3-006
	6.4			RAP1-006.4	RAP2-006.4	RAP3-006.4
	8.0			RAP1-008	RAP2-008	RAP3-008
	9.5			RAP1-009.5	RAP2-009.5	RAP3-009.5
	10.0			RAP1-010	RAP2-010	RAP3-010
	12.0			RAP1-012	RAP2-012	RAP3-012
1	4.0	G 1/8	1/4 5/16 3/8	RAP1-104	RAP2-104	RAP3-104
	6.0			RAP1-106	RAP2-106	RAP3-106
	6.4			RAP1-106.4	RAP2-106.4	RAP3-106.4
	8.0			RAP1-108	RAP2-108	RAP3-108
	9.5			RAP1-109.5	RAP2-109.5	RAP3-109.5
	10.0			RAP1-110	RAP2-110	RAP3-110
	12.0			RAP1-112	RAP2-112	RAP3-112
2	12.7	G 1/4	1/2	RAP1-212.7	RAP2-212.7	RAP3-212.7
	13.5			RAP1-213.5	RAP2-213.5	RAP3-213.5
	14.0			RAP1-214	RAP2-214	RAP3-214
	15.0	G 3/8	5/8	RAP1-215	RAP2-215	RAP3-215
	16.0			RAP1-216	RAP2-216	RAP3-216
	17.2			RAP1-217.2	RAP2-217.2	RAP3-217.2
	18.0			RAP1-218	RAP2-218	RAP3-218
3	19.0	G 1/2	3/4	RAP1-319	RAP2-319	RAP3-319
	20.0			RAP1-320	RAP2-320	RAP3-320
	21.3			RAP1-321.3	RAP2-321.3	RAP3-321.3
	22.0		1	RAP1-322	RAP2-322	RAP3-322
	23.0			RAP1-323	RAP2-323	RAP3-323
	25.0			RAP1-325	RAP2-325	RAP3-325
	25.4			RAP1-325.4	RAP2-325.4	RAP3-325.4
4	26.9	G 3/4		RAP1-426.9	RAP2-426.9	RAP3-426.9
	28.0			RAP1-428	RAP2-428	RAP3-428
	30.0			RAP1-430	RAP2-430	RAP3-430
5	32.0	G 1	1 1/4	RAP1-532	RAP2-532	RAP3-532
	33.7			RAP1-533.7	RAP2-533.7	RAP3-533.7
	35.0			RAP1-535	RAP2-535	RAP3-535
	38.0	G 1 1/4	1 1/2	RAP1-538	RAP2-538	RAP3-538
	40.0			RAP1-540	RAP2-540	RAP3-540
	42.0			RAP1-542	RAP2-542	RAP3-542
6	44.5	G 1 1/2	1 3/4	RAP1-644.5	RAP2-644.5	RAP3-644.5
	45.0			RAP1-645	RAP2-645	RAP3-645
	48.0			RAP1-648	RAP2-648	RAP3-648
	50.0		2	RAP1-650	RAP2-650	RAP3-650
	50.8			RAP1-650.8	RAP2-650.8	RAP3-650.8
	52.0			RAP1-652	RAP2-652	RAP3-652
	54.0			RAP1-654	RAP2-654	RAP3-654
	55.0			RAP1-655	RAP2-655	RAP3-655
	57.0			RAP1-657	RAP2-657	RAP3-657

Continuation see next page ...

Tube clamps series A (Light construction series) – Complete range

Order codes for clamp halves:

Material	Interior surface	Order code
Polypropylene	grooved	RAP
	smooth	RAPG
Polyamide	grooved	RAN
	smooth	RANG
Rubber	smooth	RAVG¹⁾
Aluminium	grooved	RAA²⁾

(Please exchange as required standard abbreviation RAP in column for "Order code")

For flame- or corrosion retardant materials, please refer to page T5.

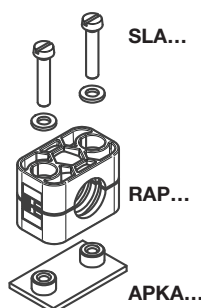
The steel parts of kits 1, 2 and 3 have the following surfaces:

Screws, bushes, cover plates = Cr(VI)-free galvanized

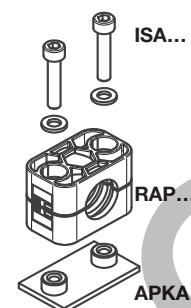
Welding plate = phosphated

Other compositions available on request.

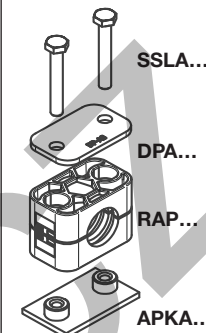
2 clamp halves, weld plate **short**, slot head bolts and bushes



2 clamp halves, weld plate **short**, socket head bolts and bushes



2 clamp halves, weld plate **short**, cover plate hex. head bolts



clamp size	Tube O.D. mm	Tube NB	Tube O.D.	Order code	Order code	Order code
7	57.2	G 2	2 1/4	RAP1-757.2	RAP2-757.2	RAP3-757.2
	60.3		2 1/2	RAP1-760.3	RAP2-760.3	RAP3-760.3
	63.5			RAP1-763.5	RAP2-763.5	RAP3-763.5
	70.0			RAP1-770	RAP2-770	RAP3-770
	73.0		2 3/4	RAP1-773	RAP2-773	RAP3-773
	76.1			RAP1-776.1	RAP2-776.1	RAP3-776.1
8	88.9	G 3	4	RAP1-888.9	RAP2-888.9	RAP3-888.9
	101.8			RAP1-8101.8	RAP2-8101.8	RAP3-8101.8

Delivery in unassembled individual components.

¹⁾ When assembling solid rubber clamps, cover plates, hexagon screws and locking washers must be used.

²⁾ Aluminium size 0-6.

³⁾ Contrary to the illustration size 0 clamps are secured by only one screw.

Tube clamps series A (Light construction series) – Complete range

Order codes for clamp halves:

Material	Interior surface	Order code
Polypropylene	grooved	RAP
	smooth	RAPG
Polyamide	grooved	RAN
	smooth	RANG
Rubber	smooth	RAVG ¹⁾
Aluminium	grooved	RAA ²⁾

(Please exchange as required standard abbreviation RAP in column for "Order code")

For flame- or corrosion retardant materials, please refer to page T5.

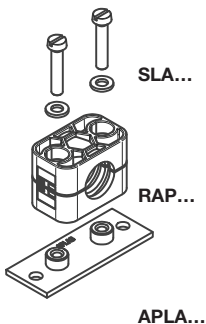
The steel parts of kits 4, 5 and 6 have the following surfaces:

Screws, bushes, cover plates = Cr(VI)-free galvanized

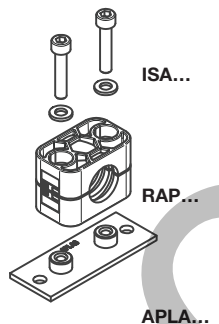
Welding plate = phosphated

Other compositions available on request.

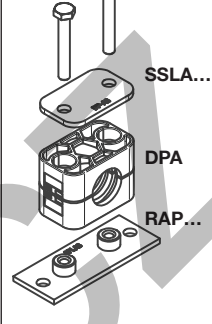
2 clamp halves, weld/
screw plate, slot head
bolts and bushes



2 clamp halves, weld/
screw plate, socket
head bolts and bushes



2 clamp halves, weld/
screw plate, cover
plate and hex. head
bolts



clamp size	Tube O.D. mm	Tube NB	Tube O.D.	Order code	Order code	Order code
0 ³⁾	4.0	G 1/8	1/4 5/16 3/8	RAP4-004	RAP5-004	RAP6-004
	6.0			RAP4-006	RAP5-006	RAP6-006
	6.4			RAP4-006.4	RAP5-006.4	RAP6-006.4
	8.0			RAP4-008	RAP5-008	RAP6-008
	9.5			RAP4-009.5	RAP5-009.5	RAP6-009.5
	10.0			RAP4-010	RAP5-010	RAP6-010
	12.0			RAP4-012	RAP5-012	RAP6-012
1	4.0	G 1/8	1/4 5/16 3/8	RAP4-104	RAP5-104	RAP6-104
	6.0			RAP4-106	RAP5-106	RAP6-106
	6.4			RAP4-106.4	RAP5-106.4	RAP6-106.4
	8.0			RAP4-108	RAP5-108	RAP6-108
	9.5			RAP4-109.5	RAP5-109.5	RAP6-109.5
	10.0			RAP4-110	RAP5-110	RAP6-110
	12.0			RAP4-112	RAP5-112	RAP6-112
2	12.7	G 1/4	1/2	RAP4-212.7	RAP5-212.7	RAP6-212.7
	13.5			RAP4-213.5	RAP5-213.5	RAP6-213.5
	14.0			RAP4-214	RAP5-214	RAP6-214
	15.0	G 3/8	5/8	RAP4-215	RAP5-215	RAP6-215
	16.0			RAP4-216	RAP5-216	RAP6-216
	17.2			RAP4-217.2	RAP5-217.2	RAP6-217.2
	18.0			RAP4-218	RAP5-218	RAP6-218
3	19.0	G 1/2	3/4	RAP4-319	RAP5-319	RAP6-319
	20.0			RAP4-320	RAP5-320	RAP6-320
	21.3			RAP4-321.3	RAP5-321.3	RAP6-321.3
	22.0		1	RAP4-322	RAP5-322	RAP6-322
	23.0			RAP4-323	RAP5-323	RAP6-323
	25.0			RAP4-325	RAP5-325	RAP6-325
	25.4			RAP4-325.4	RAP5-325.4	RAP6-325.4
4	26.9	G 3/4		RAP4-426.9	RAP5-426.9	RAP6-426.9
	28.0			RAP4-428	RAP5-428	RAP6-428
	30.0			RAP4-430	RAP5-430	RAP6-430
5	32.0	G 1	1 1/4	RAP4-532	RAP5-532	RAP6-532
	33.7			RAP4-533.7	RAP5-533.7	RAP6-533.7
	35.0			RAP4-535	RAP5-535	RAP6-535
	38.0	1 1/2	RAP4-538	RAP5-538	RAP6-538	
	40.0		RAP4-540	RAP5-540	RAP6-540	
	42.0		RAP4-542	RAP5-542	RAP6-542	
6	44.5	G 1 1/2	1 3/4	RAP4-644.5	RAP5-644.5	RAP6-644.5
	45.0			RAP4-645	RAP5-645	RAP6-645
	48.0			RAP4-648	RAP5-648	RAP6-648
	50.0		2	RAP4-650	RAP5-650	RAP6-650
	50.8			RAP4-650.8	RAP5-650.8	RAP6-650.8
	52.0			RAP4-652	RAP5-652	RAP6-652
	54.0			RAP4-654	RAP5-654	RAP6-654
	55.0			RAP4-655	RAP5-655	RAP6-655
	57.0			RAP4-657	RAP5-657	RAP6-657

Continuation see next page ...

Tube clamps series A (Light construction series) – Complete range

Order codes for clamp halves:

Material	Interior surface	Order code
Polypropylene	grooved	RAP
	smooth	RAPG
Polyamide	grooved	RAN
	smooth	RANG
Rubber	smooth	RAVG¹⁾
Aluminium	grooved	RAA²⁾

(Please exchange as required standard abbreviation RAP in column for "Order code")

For flame- or corrosion retardant materials, please refer to page T5.

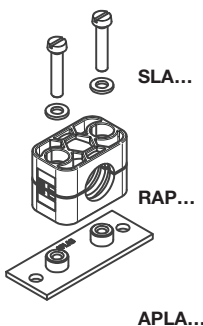
The steel parts of kits 4, 5 and 6 have the following surfaces:

Screws, bushes, cover plates = Cr(VI)-free galvanized

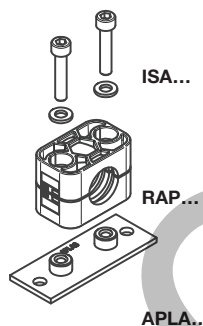
Welding plate = phosphated

Other compositions available on request.

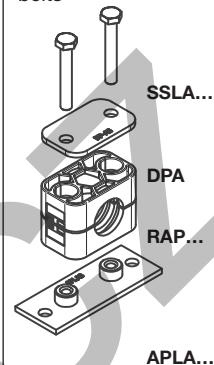
2 clamp halves, weld/
screw plate, slot head
bolts and bushes



2 clamp halves, weld/
screw plate, socket
head bolts and bushes



2 clamp halves, weld/
screw plate, cover
plate and hex. head
bolts



clamp size	Tube O.D. mm	Tube NB	Tube O.D.	Order code	Order code	Order code
7	57.2	G 2	2 1/4	RAP4-757.2	RAP5-757.2	RAP6-757.2
	60.3		2 1/2	RAP4-760.3	RAP5-760.3	RAP6-760.3
	63.5			RAP4-763.5	RAP5-763.5	RAP6-763.5
	70.0			RAP4-770	RAP5-770	RAP6-770
	73.0		2 3/4	RAP4-773	RAP5-773	RAP6-773
	76.1	G 2 1/2	3	RAP4-776.1	RAP5-776.1	RAP6-776.1
8	88.9	G 3	3 1/2	RAP4-888.9	RAP5-888.9	RAP6-888.9
	101.8		4	RAP4-8101.8	RAP5-8101.8	RAP6-8101.8

Delivery in unassembled individual components.

¹⁾ When assembling solid rubber clamps, cover plates, hexagon screws and locking washers must be used.

²⁾ Aluminium size 0-6.

³⁾ Contrary to the illustration size 0 clamps are secured by only one screw.

Tube clamps series A (Light construction series) – Complete range

Order codes for clamp halves:

Material	Interior surface	Order code
Polypropylene	grooved	RAP
	smooth	RAPG
Polyamide	grooved	RAN
	smooth	RANG
Rubber	smooth	RAVG ¹⁾
Aluminium	grooved	RAA ²⁾

(Please exchange as required standard abbreviation RAP in column for "Order code")

For flame- or corrosion retardant materials, please refer to page T5.

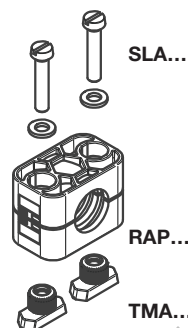
The steel parts of kits 9, 10 and 12 have the following surfaces:

Screws, bushes, cover plates = Cr(VI)-free galvanized

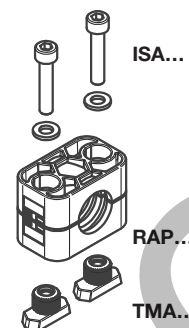
Welding plate = phosphated

Other compositions available on request.

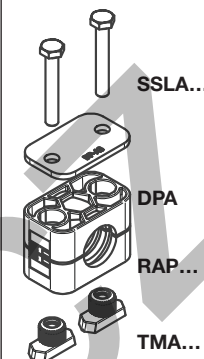
2 clamp halves, rail nuts, slot head bolts and bushes



2 clamp halves, rail nuts, socket head bolts and bushes



2 clamp halves, rail nuts, cover plate and hex. head bolts



clamp size	Tube O.D. mm	Tube NB	Tube O.D.	Order code	Order code	Order code
0 ³⁾	4.0	G 1/8	1/4 5/16 3/8	RAP9-004	RAP10-004	RAP12-004
	6.0			RAP9-006	RAP10-006	RAP12-006
	6.4			RAP9-006.4	RAP10-006.4	RAP12-006.4
	8.0			RAP9-008	RAP10-008	RAP12-008
	9.5			RAP9-009.5	RAP10-009.5	RAP12-009.5
	10.0			RAP9-010	RAP10-010	RAP12-010
	12.0			RAP9-012	RAP10-012	RAP12-012
1	4.0	G 1/8	1/4 5/16 3/8	RAP9-104	RAP10-104	RAP12-104
	6.0			RAP9-106	RAP10-106	RAP12-106
	6.4			RAP9-106.4	RAP10-106.4	RAP12-106.4
	8.0			RAP9-108	RAP10-108	RAP12-108
	9.5			RAP9-109.5	RAP10-109.5	RAP12-109.5
	10.0			RAP9-110	RAP10-110	RAP12-110
	12.0			RAP9-112	RAP10-112	RAP12-112
2	12.7	G 1/4	1/2	RAP9-212.7	RAP10-212.7	RAP12-212.7
	13.5		RAP9-213.5	RAP10-213.5	RAP12-213.5	
	14.0		RAP9-214	RAP10-214	RAP12-214	
	15.0	G 3/8	5/8	RAP9-215	RAP10-215	RAP12-215
	16.0		RAP9-216	RAP10-216	RAP12-216	
	17.2		RAP9-217.2	RAP10-217.2	RAP12-217.2	
	18.0		RAP9-218	RAP10-218	RAP12-218	
3	19.0	G 1/2	3/4	RAP9-319	RAP10-319	RAP12-319
	20.0			RAP9-320	RAP10-320	RAP12-320
	21.3			RAP9-321.3	RAP10-321.3	RAP12-321.3
	22.0		1	RAP9-322	RAP10-322	RAP12-322
	23.0			RAP9-323	RAP10-323	RAP12-323
	25.0			RAP9-325	RAP10-325	RAP12-325
	25.4			RAP9-325.4	RAP10-325.4	RAP12-325.4
4	26.9	G 3/4		RAP9-426.9	RAP10-426.9	RAP12-426.9
	28.0			RAP9-428	RAP10-428	RAP12-428
	30.0			RAP9-430	RAP10-430	RAP12-430
5	32.0	G 1	1 1/4	RAP9-532	RAP10-532	RAP12-532
	33.7		1 1/2	RAP9-533.7	RAP10-533.7	RAP12-533.7
	35.0			RAP9-535	RAP10-535	RAP12-535
	38.0	RAP9-538		RAP10-538	RAP12-538	
	40.0	G 1 1/4		RAP9-540	RAP10-540	RAP12-540
	42.0			RAP9-542	RAP10-542	RAP12-542
6	44.5	G 1 1/2	1 3/4	RAP9-644.5	RAP10-644.5	RAP12-644.5
	45.0		2	RAP9-645	RAP10-645	RAP12-645
	48.0			RAP9-648	RAP10-648	RAP12-648
	50.0			RAP9-650	RAP10-650	RAP12-650
	50.8			RAP9-650.8	RAP10-650.8	RAP12-650.8
	52.0			RAP9-652	RAP10-652	RAP12-652
	54.0			RAP9-654	RAP10-654	RAP12-654
	55.0			RAP9-655	RAP10-655	RAP12-655
	57.0			RAP9-657	RAP10-657	RAP12-657

Continuation see next page ...

Tube clamps series A (Light construction series) – Complete range

Order codes for clamp halves:

Material	Interior surface	Order code
Polypropylene	grooved	RAP
	smooth	RAPG
Polyamide	grooved	RAN
	smooth	RANG
Rubber	smooth	RAVG¹⁾
Aluminium	grooved	RAA²⁾

(Please exchange as required standard abbreviation RAP in column for "Order code")

For flame- or corrosion retardant materials, please refer to page T5.

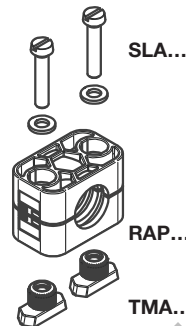
The steel parts of kits 9, 10 and 12 have the following surfaces:

Screws, bushes, cover plates = Cr(VI)-free galvanized

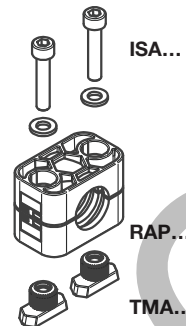
Welding plate = phosphated

Other compositions available on request.

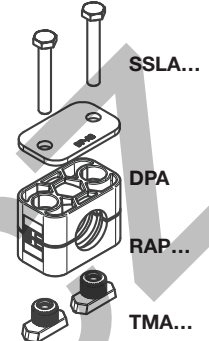
2 clamp halves, rail nuts, slot head bolts and bushes



2 clamp halves, rail nuts, socket head bolts and bushes



2 clamp halves, rail nuts, cover plate and hex. head bolts



clamp size	Tube O.D. mm	Tube NB	Tube O.D.	Order code	Order code	Order code
7	57.2	G 2	2 1/4	RAP9-757.2	RAP10-757.2	RAP12-757.2
	60.3		2 1/2	RAP9-760.3	RAP10-760.3	RAP12-760.3
	63.5			RAP9-763.5	RAP10-763.5	RAP12-763.5
	70.0		2 3/4	RAP9-770	RAP10-770	RAP12-770
	73.0	G 2 1/2	3	RAP9-773	RAP10-773	RAP12-773
	76.1			RAP9-776.1	RAP10-776.1	RAP12-776.1
8	88.9	G 3	3 1/2	RAP9-888.9	RAP10-888.9	RAP12-888.9
	101.8		4	RAP9-8101.8	RAP10-8101.8	RAP12-8101.8

Delivery in unassembled individual components.

¹⁾ When assembling solid rubber clamps, cover plates, hexagon screws and locking washers must be used.

²⁾ Aluminium size 0-6.

³⁾ Contrary to the illustration size 0 clamps are secured by only one screw.

Tube clamps series A – Complete range

Order codes for clamp halves:

Material	Interior surface	Order code
Polypropylene	grooved	RAP
	smooth	RAPG
Polyamide	grooved	RAN
	smooth	RANG
Rubber	smooth	RAVG¹⁾
Aluminium	grooved	RAA²⁾

(Please exchange as required standard abbreviation RAP in column for "Order code")

For flame- or corrosion retardant materials, please refer to page T5.

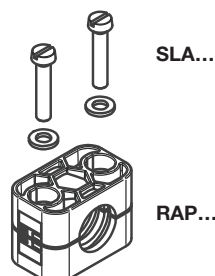
The steel parts of kits 13 and 14 have the following surfaces:

Screws, bushes, cover plates = Cr(VI)-free galvanized

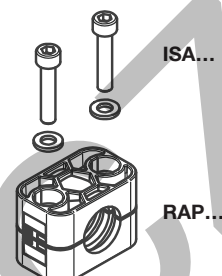
Welding plate = phosphated

Other compositions available on request.

2 clamp halves, slot
heads and bushes



2 clamp halves,
socket head bolts and
bushes



clamp size	Tube O.D. mm	Tube NB	Tube O.D.	Order code	Order code
0 ³⁾	4.0	G 1/8	1/4 5/16 3/8	RAP13-004	RAP14-004
	6.0			RAP13-006	RAP14-006
	6.4			RAP13-006.4	RAP14-006.4
	8.0			RAP13-008	RAP14-008
	9.5			RAP13-009.5	RAP14-009.5
	10.0			RAP13-010	RAP14-010
	12.0			RAP13-012	RAP14-012
1	4.0	G 1/8	1/4 5/16 3/8	RAP13-104	RAP14-104
	6.0			RAP13-106	RAP14-106
	6.4			RAP13-106.4	RAP14-106.4
	8.0			RAP13-108	RAP14-108
	9.5			RAP13-109.5	RAP14-109.5
	10.0			RAP13-110	RAP14-110
	12.0			RAP13-112	RAP14-112
2	12.7	G 1/4	1/2	RAP13-212.7	RAP14-212.7
	13.5			RAP13-213.5	RAP14-213.5
	14.0			RAP13-214	RAP14-214
	15.0	G 3/8	5/8	RAP13-215	RAP14-215
	16.0			RAP13-216	RAP14-216
	17.2			RAP13-217.2	RAP14-217.2
	18.0			RAP13-218	RAP14-218
3	19.0	G 1/2	3/4	RAP13-319	RAP14-319
	20.0			RAP13-320	RAP14-320
	21.3			RAP13-321.3	RAP14-321.3
	22.0		1	RAP13-322	RAP14-322
	23.0			RAP13-323	RAP14-323
	25.0			RAP13-325	RAP14-325
	25.4			RAP13-325.4	RAP14-325.4
4	26.9	G 3/4		RAP13-426.9	RAP14-426.9
	28.0			RAP13-428	RAP14-428
	30.0			RAP13-430	RAP14-430
5	32.0	G 1	1 1/4	RAP13-532	RAP14-532
	33.7		1 1/2	RAP13-533.7	RAP14-533.7
	35.0			RAP13-535	RAP14-535
	38.0			RAP13-538	RAP14-538
	40.0	G 1 1/4		RAP13-540	RAP14-540
	42.0			RAP13-542	RAP14-542
6	44.5	G 1 1/2	1 3/4	RAP13-644.5	RAP14-644.5
	45.0		2	RAP13-645	RAP14-645
	48.0			RAP13-648	RAP14-648
	50.0			RAP13-650	RAP14-650
	50.8			RAP13-650.8	RAP14-650.8
	52.0			RAP13-652	RAP14-652
	54.0			RAP13-654	RAP14-654
	55.0			RAP13-655	RAP14-655
	57.0			RAP13-657	RAP14-657

Continuation see next page ...

Tube clamps series A – Complete range

Order codes for clamp halves:

Material	Interior surface	Order code
Polypropylene	grooved	RAP
	smooth	RAPG
Polyamide	grooved	RAN
	smooth	RANG
Rubber	smooth	RAVG¹⁾
Aluminium	grooved	RAA²⁾

(Please exchange as required standard abbreviation RAP in column for "Order code")

For flame- or corrosion retardant materials, please refer to page T5.

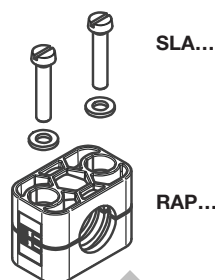
The steel parts of kits 13 and 14 have the following surfaces:

Screws, bushes, cover plates = Cr(VI)-free galvanized

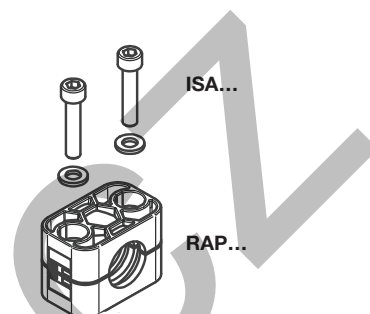
Welding plate = phosphated

Other compositions available on request.

2 clamp halves, slot
heads and bushes



2 clamp halves,
socket head bolts and
bushes



clamp size	Tube O.D. mm	Tube NB	Tube O.D.	Order code	Order code
7	57.2	G 2	2 1/4	RAP13-757.2	RAP14-757.2
	60.3			RAP13-760.3	RAP14-760.3
	63.5		2 1/2	RAP13-763.5	RAP14-763.5
	70.0		2 3/4	RAP13-770	RAP14-770
	73.0	G 2 1/2		RAP13-773	RAP14-773
	76.1		3	RAP13-776.1	RAP14-776.1
8	88.9	G3	3 1/2	RAP13-888.9	RAP14-888.9
	101.8		4	RAP13-8101.8	RAP14-8101.8

Delivery in unassembled individual components.

¹⁾ When assembling solid rubber clamps, cover plates, hexagon screws and locking washers must be used.

²⁾ Aluminium size 0-6.

³⁾ Contrary to the illustration size 0 clamps are secured by only one screw.

Tube clamps series A – Complete range

Order codes for clamp halves:

Material	Interior surface	Order code
Polypropylene	grooved	RAP
	smooth	RAPG
Polyamide	grooved	RAN
	smooth	RANG
Rubber	smooth	RAVG¹⁾
Aluminium	grooved	RAA²⁾

(Please exchange as required standard abbreviation RAP in column for "Order code")

For flame- or corrosion retardant materials, please refer to page T5.

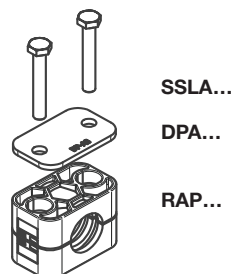
The steel parts of kits 16 and 18 have the following surfaces:

Screws, bushes, cover plates = Cr(VI)-free galvanized

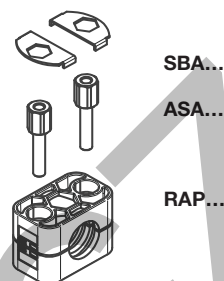
Welding plate = phosphated

Other compositions available on request.

2 clamp halves, cover plate and hex. head bolts



2 clamp halves, stacking bolts and locking plate



clamp size	Tube O.D. mm	Tube NB	Tube O.D.	Order code	Order code	
0 ³⁾	4.0	G 1/8	1/4 5/16 3/8	RAP16-004	RAP18-004	
	6.0			RAP16-006	RAP18-006	
	6.4			RAP16-006.4	RAP18-006.4	
	8.0			RAP16-008	RAP18-008	
	9.5			RAP16-009.5	RAP18-009.5	
	10.0			RAP16-010	RAP18-010	
	12.0			RAP16-012	RAP18-012	
1	4.0	G 1/8	1/4 5/16 3/8	RAP16-104	RAP18-104	
	6.0			RAP16-106	RAP18-106	
	6.4			RAP16-106.4	RAP18-106.4	
	8.0			RAP16-108	RAP18-108	
	9.5			RAP16-109.5	RAP18-109.5	
	10.0			RAP16-110	RAP18-110	
	12.0			RAP16-112	RAP18-112	
2	12.7	G 1/4	1/2	RAP16-212.7	RAP18-212.7	
	13.5			RAP16-213.5	RAP18-213.5	
	14.0			RAP16-214	RAP18-214	
	15.0	G 3/8	5/8	RAP16-215	RAP18-215	
	16.0			RAP16-216	RAP18-216	
	17.2			RAP16-217.2	RAP18-217.2	
	18.0			RAP16-218	RAP18-218	
3	19.0	G 1/2	3/4	RAP16-319	RAP18-319	
	20.0			RAP16-320	RAP18-320	
	21.3			RAP16-321.3	RAP18-321.3	
	22.0			RAP16-322	RAP18-322	
	23.0			RAP16-323	RAP18-323	
	25.0			RAP16-325	RAP18-325	
	25.4			1	RAP16-325.4	RAP18-325.4
4	26.9	G 3/4		RAP16-426.9	RAP18-426.9	
	28.0			RAP16-428	RAP18-428	
	30.0			RAP16-430	RAP18-430	
5	32.0	G 1	1 1/4	RAP16-532	RAP18-532	
	33.7			RAP16-533.7	RAP18-533.7	
	35.0		1 1/2	RAP16-535	RAP18-535	
	38.0			RAP16-538	RAP18-538	
	40.0			RAP16-540	RAP18-540	
	42.0	G 1 1/4		RAP16-542	RAP18-542	
6	44.5	G 1 1/2	1 3/4	RAP16-644.5	RAP18-644.5	
	45.0			RAP16-645	RAP18-645	
	48.0			RAP16-648	RAP18-648	
	50.0		2	RAP16-650	RAP18-650	
	50.8			RAP16-650.8	RAP18-650.8	
	52.0			RAP16-652	RAP18-652	
	54.0			RAP16-654	RAP18-654	
	55.0			RAP16-655	RAP18-655	
	57.0			RAP16-657	RAP18-657	

Continuation see next page ...

Tube clamps series A – Complete range

Order codes for clamp halves:

Material	Interior surface	Order code
Polypropylene	grooved	RAP
	smooth	RAPG
Polyamide	grooved	RAN
	smooth	RANG
Rubber	smooth	RAVG¹⁾
Aluminium	grooved	RAA²⁾

(Please exchange as required standard abbreviation RAP in column for "Order code")

For flame- or corrosion retardant materials, please refer to page T5.

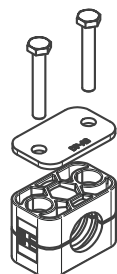
The steel parts of kits 16 and 18 have the following surfaces:

Screws, bushes, cover plates = Cr(VI)-free galvanized

Welding plate = phosphated

Other compositions available on request.

2 clamp halves, cover plate and hex. head bolts

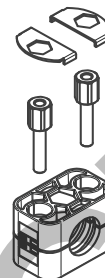


SSLA

DPA...

RAP...

2 clamp halves, stacking bolts and locking plate



SBA...

ASA...

RAP...

clamp size	Tube O.D. mm	Tube NB	Tube O.D.	Order code	Order code
7	57.2	G 2	2 1/4	RAP16-757.2	RAP18-757.2
	60.3			RAP16-760.3	RAP18-760.3
	63.5		2 1/2	RAP16-763.5	RAP18-763.5
	70.0		2 3/4	RAP16-770	RAP18-770
	73.0	G 2 1/2	3	RAP16-773	RAP18-773
	76.1			RAP16-776.1	RAP18-776.1
8	88.9	G 3	3 1/2	RAP16-888.9	RAP18-888.9
	101.8		4	RAP16-8101.8	RAP18-8101.8

Delivery in unassembled individual components.

¹⁾ When assembling solid rubber clamps, cover plates, hexagon screws and locking washers must be used.

²⁾ Aluminium sizes 0-6.

³⁾ Contrary to the illustration size 0 clamps are secured by only one screw.