
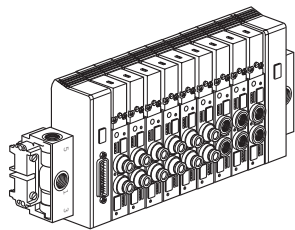
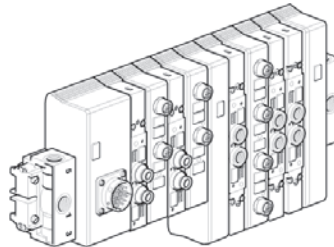


PVL-B Valvetronic Series

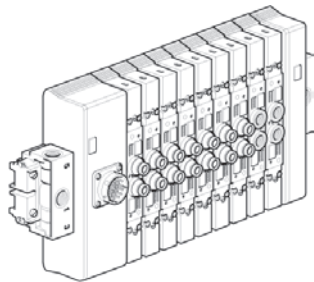
- High flow, compact, light weight
- Push-in or threaded pneumatic connections
- High performance 15 mm solenoid DIN 43 650 C
- 2 x 3/2 - 5/2 - 5/3 functions
- Electrical head connection by Sub-D25 or Industrial Cylindrical Connection
- Surface or DIN rail 35 mm mounting

**PVL-B10 configurations : Up to 16 valves****Configuration with single solenoid only**

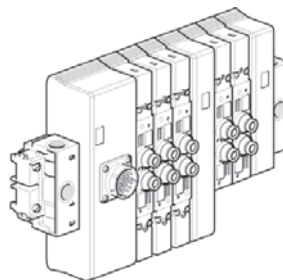
With Sub-D25 or
cylindrical 19 pins connector
16 valves or

Configuration with single then double solenoid

With Sub-D25 or
cylindrical 19 pins connector
16 valves

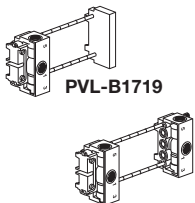
Configuration with double solenoid only

With SubD25 connector
10 valves

Configuration with double then single solenoid

With Sub-D25 connector
16 valves

Pneumatic head and tail sets

	Description	External pilot	Mounting	Pneu.Connect.	Valve size	Weight (g)	Order code
 <p>PVL-B1719</p> <p>PVL-B1729</p>	Single air supply	Without PX*	On DIN rail	G1/4	PVL-B10	175	PVL-B1719
			surface	G1/8	PVL-B10	200	PVL-B1818
	Dual air supply	Without PX*	On DIN rail	G1/4	PVL-B10	245	PVL-B1729
			surface	G1/8	PVL-B10	260	PVL-B1828

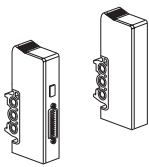
Ex = to collect the exhausts of the solenoids

* Px = auxilliary air supply for solenoids, separately from the main valves air supply

** To be mounted at the end of the valve island for dual air supply (without electrical connections)

*** For dual air supply or different supplies, with no defined location in the valves island (with connections fitted)

PVL-B10 electric head and tail sets

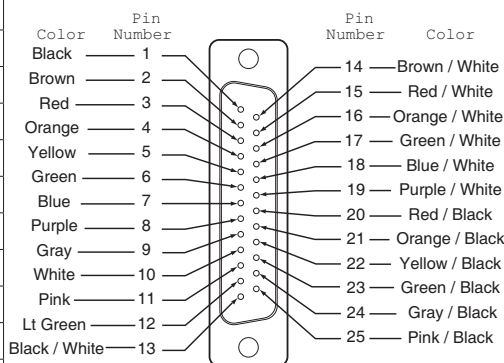
	Description	Valve configuration	Type of connector	Weight (g)	Order code
 <p>PVL-B191125</p>	Head and tail sets	Monostable	Sub-D25	220	PVL-B191125
			Cylindrical 19-pins	250	PVL-B191219
		Bistable	Sub-D25	220	PVL-B192125
	Head and tail sets	Bistable then monostable	Sub-D25	370	PVL-B194125
		Monostable then bistable	Sub-D25	320	PVL-B193125
			Cylindrical 19-pins	350	PVL-B193219
	Transferring module	From bistable to monostable		220	PVL-B1940
		From monostable to bistable		240	PVL-B1930

25 Pin's D-Sub cable

Description	Cable length	Weight (g)	Order code
Sub-D25connector IP40 with flying leads multi-cable	3 m	380	P8LMH25M3A
	9 m	780	P8LMH25M9A
Sub-D25connector IP65 with flying leads multi-cable	9 m	790	P8LMH25MBA

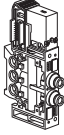
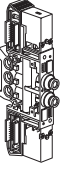
25 Pin's D-Sub cable

Wire color	25 Pin D-Sub Number	Sol. or Input Number for PVL-B10
black	1	20
brown	2	18
red	3	16
orange	4	0V Inputs
yellow	5	
green	6	14
blue	7	12
purple	8	10
gray	9	8
white	10	6
pink	11	4
light green	12	2
black/white	13	0



Wire color	25 Pin D-Sub Number	Sol. or Input Number for PVL-B10
brown / white	14	19
red / white	15	17
orange / white	16	OV Sol.
green / white	17	24V Inputs
blue / white	18	15
purple / white	19	13
red / black	20	11
orange / black	21	9
yellow / black	22	7
green / black	23	5
gray / black	24	3
pink / black	25	1






PVL-B10 valve module with 24 VDC solenoid pilot equipped

	Symbol	Description	Valve size	Connection	Weight (g)	Order code
PVL-B10 single solenoid 		Double 3/2 NC (2)	PVL-B10	Ø 6 mm	150	PVL-B10560652B
				G1/8	150	PVL-B10561852B
		5/2 single acting Spring return (2)	PVL-B10	Ø 6 mm	125	PVL-B10160652B
				G1/8	125	PVL-B10161852B
PVL-B10 double solenoids 		5/2 single acting Internal air return (2)	PVL-B10	Ø 6 mm	125	PVL-B10360652B
				G1/8	125	PVL-B10361852B
		5/2 double acting (1)	PVL-B10	Ø 6 mm	150	PVL-B10260602B
				G1/8	150	PVL-B10261802B
		5/3 all ports blocked (1)	PVL-B10	Ø 6 mm	150	PVL-B10760602B
				G1/8	150	PVL-B10761802B
		5/3 pressurized center (1)	PVL-B10	Ø 6 mm	150	PVL-B10960602B
				G1/8	150	PVL-B10961802B

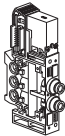
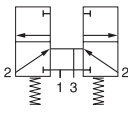
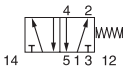
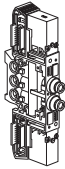
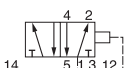
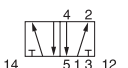
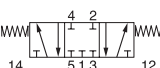
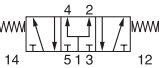
(1) With override non locking flush

(2) With override locking flush

Spare mounting and assembly kits

	Description	Valve size	Port size	Weight (g)	Order code
	Kit for sealing the inlet/exhaust common gallery including :	PVL-B		35	PVL-B1901
	- 3 common blanking plugs - 2 drilled and threaded rods - 2 screws for extended tie rod				
	Pack of 10 common blanking	PVL-B		35	PVL-B1902
	Pack of 10 stacking rods	PVL-B		35	PPR-V21
	Pack of 20 rail clip assembly	PVL-B		70	PPR-L09
	Pack of 30 O-ring seals for common inlet/exhaust ports	PVL-B		15	PPR-V23

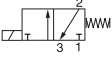







PVL-B10 valve module without solenoid pilot

	Symbol	Description	Valve size	Connection	Weight (g)	Electronic circuit board voltage	
						For DC solenoid Order code	For AC solenoid Order code
PVL-B10 single solenoid 		Double 3/2 NC (2)	PVL-B10	Ø 6 mm	150	PVL-B105606W2	PVL-B105606W1
				G1/8	150	PVL-B105618W2	PVL-B105618W1
		5/2 single solenoid Spring return (2)	PVL-B10	Ø 6 mm	125	PVL-B101606W2	PVL-B101606W1
				G1/8	125	PVL-B101618W2	PVL-B101618W1
PVL-B10 double solenoids 		5/2 single solenoid Internal air return (2)	PVL-B10	Ø 6 mm	125	PVL-B103606W2	PVL-B103606W1
				G1/8	125	PVL-B103618W2	PVL-B103618W1
		5/2 double solenoid (1)	PVL-B10	Ø 6 mm	150	PVL-B102606W2	PVL-B102606W1
				G1/8	150	PVL-B102618W2	PVL-B102618W1
		5/3 all ports blocked (1)	PVL-B10	Ø 6 mm	150	PVL-B107606W2	PVL-B107606W1
				G1/8	150	PVL-B107618W2	PVL-B107618W1
		5/3 pressurized center (1)	PVL-B10	Ø 6 mm	150	PVL-B109606W2	PVL-B109606W1
				G1/8	150	PVL-B109618W2	PVL-B109618W1

(1) With override non locking flush

(2) With override locking flush

Solenoids 15 mm 8 mm pin spacing - 1,2 W / 1,6 VA

	Manual Overrides		Without Manual Override	Flush (Not Extended)		Extended	
	Voltage	W (g)	Order code	Blue Override, non locking	Yellow Override, Locking	Blue Override, non locking	Yellow Override, Locking
 Pins/Air Same (Pins DOWN) 	12 Vdc	38	 P2E-KS32B0	P2E-KS32B1	P2E-KS32B2	P2E-KS32B3	P2E-KS32B4
	24 Vdc	38	 P2E-KS32C0	P2E-KS32C1	P2E-KS32C2	P2E-KS32C3	P2E-KS32C4
	48 Vdc	38	 P2E-KS32D0	P2E-KS32D1	P2E-KS32D2	P2E-KS32D3	P2E-KS32D4
	24 Vac 50Hz	38	 P2E-KS31C0	P2E-KS31C1	P2E-KS31C2	P2E-KS31C3	P2E-KS31C4
	48 Vac 50/60Hz	38	 P2E-KS34D0	P2E-KS34D1	P2E-KS34D2	P2E-KS34D3	P2E-KS34D4
	115 Vac 50Hz	38	 P2E-KS31F0	P2E-KS31F1	P2E-KS31F2	P2E-KS31F3	P2E-KS31F4
	120 Vac 60 Hz	38	P2E-KS31F0	P2E-KS31F1	P2E-KS31F2	P2E-KS31F3	P2E-KS31F4
	230 Vac 50Hz	38	P2E-KS31J0	P2E-KS31J1	P2E-KS31J2	P2E-KS31J3	P2E-KS31J4
	240 Vac 60 Hz	38	P2E-KS31J0	P2E-KS31J1	P2E-KS31J2	P2E-KS31J3	P2E-KS31J4

Mounting screws included with the valve body

Maintenance (Solenoid pin spacing)



The electro-pneumatic PVL-B modules have been re-designed to accept both 8 mm and 9,4 mm solenoid pin spacing. If you are purchasing a solenoid for maintenance on an electro-pneumatic interface module purchased before June 2004, above solenoid P2E-KS3xxx (8 mm pin spacing) will not be compatible. Please, contact your Parker customer service.

Spare set of solenoid mounting screws

Type	Material	Ø (mm)	Length (mm)	Weight (g)	Order code
Metric	Steel, passivated	M3	26	20	P2E-KP026PM3*

* Sold by lot of 10 pieces