

## Nominal Diameter

# 12,4

 = 120 mm<sup>2</sup>


## Tema Series

# 1900



Robust, corrosion resistant coupling system in brass with high flow values for use with liquids in the pressure range up to 50 bar.

Two-hand operation, i.e. both hands are required when connect/disconnect. The main seal of the coupling has a special disc shape, which extends the durability of the coupling. To guarantee greater flexibility, we also offer plugs with no valve.

Series 1900 with additional end connections available on request.

**Working Temperature\***

-40°C up to +150°C (EPDM) depending on the medium.

\* For temperatures below -40°C and over +150°C and depending on the medium, other seal variants (NBR, FKM, FFKM) are available.

**Working Pressure\*\***

50 bar

\*\* maximum static working pressure with design factor 4 to 1.



50 bar

**Material**

**Coupling:** Brass nickel plated and chrome plated

**Plug:** Brass nickel plated and chrome plated

**Seals:** EPDM

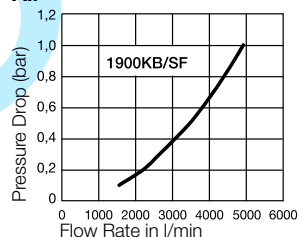
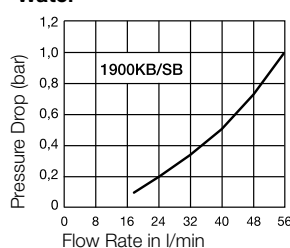
**Coupling:** Brass nickel plated and chrome plated

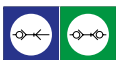
**Plug:** Brass nickel plated and chrome plated

**Seals:** EPDM

**Interchangeability (KA only)**

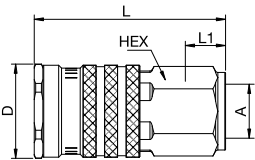
- Tema Design

**Flow diagrams****Air****Water**



## Couplings – with valve

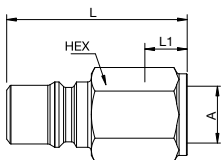
## Series 1900KB

	Connection A	HEX mm	L mm	L1 mm	D mm	Part Number
 <p>Female Thread</p>	G 1/2	27	67	12	33	1900KBIW21MEN
	G 3/4	30	68	12	33	1900KBIW26MEN



## Plugs – without valve

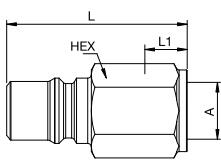
## Series 1900SF

	Connection A	HEX mm	L mm	L1 mm	D mm	Part Number
 <p>Female Thread</p>	G 1/2	27	60	12		1900SFIW21MXC
	G 3/4	30	62	12		1900SFIW26MXC







## Plugs – with valve

## Series 1900SB

	Connection A	HEX mm	L mm	L1 mm	D mm	Part Number
 <p>Female Thread</p>	G 1/2	27	60	12		1900SBIW21MEC
	G 3/4	30	62	12		1900SBIW26MEC

## Cross-Reference-List

Connection	Thread	Rectus Part Number old	Tema Part Number old	Part Number new	Page
  <b>Couplings – with valve</b>					
Female Thread	G 1/2		1900 NBE	<b>1900KBIW21MEN</b>	113
	G 3/4		1900 NCE	<b>1900KBIW26MEN</b>	113
 <b>Plugs – without valve</b>					
Female Thread	G 1/2		19420 M	<b>1900SFIW21MXC</b>	113
	G 3/4		19430 M	<b>1900SFIW26MXC</b>	113
 <b>Plugs – with valve</b>					
Female Thread	G 1/2		19420 MNE	<b>1900SBIW21MEC</b>	113
	G 3/4		19430 MNE	<b>1900SBIW26MEC</b>	113