

7,8

= 48 mm²



1600



energy saver

Safety coupling with a self-venting system. Self-venting takes place during disconnection – no risk of pressurised hoses being tossed around. When the sleeve is pulled back, the plug is released yet remains locked in. The coupling valve closes and the air is vented from the air line at the same time. Only then, by operating the sleeve again, can uncoupling take place safely. The system fulfils the requirements of ISO 4414 – increased safety standards in the work place. DIN EN 983. Ultra High Flow valve for optimum flow and low pressure drop.

Series 1600 with additional end connections available on request.

Safety Note

Reliable functioning can only be guaranteed in conjunction with original Parker Rectus plugs made of steel.

Working Temperature*

-20°C up to +100°C (NBR)
depending on the medium.

* For temperatures below -20°C and over +100°C and depending on the medium, other seal variants (FKM, EPDM, FFKM) are available.



Working Pressure**

2-12 bar

** maximum static working pressure with design factor 4 to 1.

Material

Coupling: Brass / Steel nickel plated

Plug: Steel zinc plated

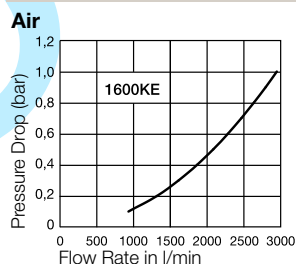
Seals: NBR

Technical Description

Connecting Force 0 bar: 30 N

Connecting Force 6 bar: 75 N

Flow diagrams



Other designs in series 1600

The following other designs can be found from page:

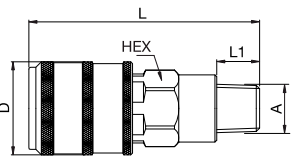
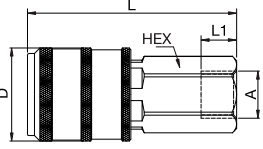
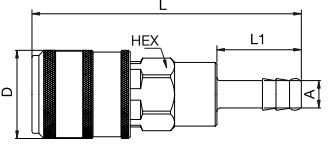
► Brass / Steel

P. 76



Couplings – with valve

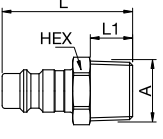
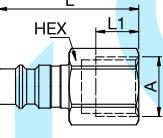
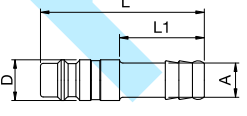
Series 1600KE

| | Connection A | HEX mm | L mm | L1 mm | D mm | Part Number |
|--|-----------------|-----------|---------|----------|---------|---------------|
|  <p>Male Thread</p> | R 1/4 | 19 | 64,5 | 12 | 26 | 1600KEAK13SPN |
| | R 3/8 | 19 | 64,5 | 12 | 26 | 1600KEAK17SPN |
| | R 1/2 | 22 | 59 | 17 | 26 | 1600KEAK21SPN |
| | | | | | | |
|  <p>Female Thread</p> | G 1/4 | 19 | 59 | 10 | 26 | 1600KEIW13SPN |
| | G 3/8 | 19 | 59 | 9 | 26 | 1600KEIW17SPN |
| | G 1/2 | 24 | 61,5 | 12 | 26 | 1600KEIW21SPN |
| | | | | | | |
|  <p>Hose Barb</p> | 6 mm | 19 | 79,5 | 25 | 26 | 1600KETF06SPN |
| | 9 mm | 19 | 79,5 | 25 | 26 | 1600KETF09SPN |
| | 10 mm | 19 | 79,5 | 25 | 26 | 1600KETF10SPN |
| | 13 mm | 19 | 79,5 | 25 | 26 | 1600KETF13SPN |
| | | | | | | |



Plugs – without valve

Series 25SF

| | Connection A | HEX mm | L mm | L1 mm | D mm | Part Number |
|--|-----------------|-----------|---------|----------|---------|-------------|
|  <p>Male Thread</p> | R 1/8 | 13 | 33 | 9 | | 25SFAK10SXZ |
| | R 1/4 | 14 | 37 | 12 | | 25SFAK13SXZ |
| | R 3/8 | 17 | 37 | 12 | | 25SFAK17SXZ |
| | R 1/2 | 22 | 43 | 17 | | 25SFAK21SXZ |
|  <p>Female Thread</p> | G 1/8 | 14 | 30 | 7 | | 25SFIW10SXZ |
| | G 1/4 | 17 | 38,5 | 9 | | 25SFIW13SXZ |
| | G 3/8 | 19 | 39,5 | 9 | | 25SFIW17SXZ |
| | G 1/2 | 24 | 44 | 12 | | 25SFIW21SXZ |
|  <p>Hose Barb</p> | 6 mm | | 48 | 25 | 12 | 25SFTF06SXZ |
| | 8 mm | | 48 | 25 | 12 | 25SFTF08SXZ |
| | 9 mm | | 48 | 25 | 12 | 25SFTF09SXZ |
| | 10 mm | | 48 | 25 | 12 | 25SFTF10SXZ |
| | 13 mm | | 48 | 25 | 12 | 25SFTF13SXZ |
| | | | | | | |