

7,8

= 48 mm²



25



Other designs in series 25

The following other designs can be found from page:

► Brass / Steel	P. 70
► Stainless Steel	P. 150
► Safety Self-Venting	P. 230
► Coded Systems	P. 236

Safety coupling with UltraFlo-Valve for optimum flow and low pressure drop. The series stands out for its robust design (steel sleeve) and long service life even with the harshest use. Additional safety locking system. This safety lock prevents unintentional disconnection. To disconnect, the plug must first be pushed further into the coupling before it can be unlocked. The brass version has been developed specifically for use with water in the pressure range up to 35 bar.

Series 25 in brass material with and without nickel plating and with additional end connections available on request.

Working Temperature*

-20°C up to +100°C (NBR)
depending on the medium.

* For temperatures below -20°C and over +100°C and depending on the medium, other seal variants (FKM, EPDM, FFKM) are available.



Working Pressure**

35 bar (Brass-Version)
70 bar (with steel body and steel sleeve)

** maximum static working pressure with design factor 4 to 1.

35 bar

Features

• Double profiled plug design against wear of material during operation

• Handy sleeve for optimum operation even with gloves

Material

Coupling: Brass / Steel or Brass
Plug: Steel zinc plated or Brass
Seals: NBR

Coupling: Brass nickel plated
Plug: Brass nickel plated
Seals: NBR

Technical Description

Connecting Force 0 bar: 40 N
Connecting Force 6 bar: 120 N

Dead space volume: 1,5 ml

Vacuum Coupling: 87%

Available on request with O-ring seal for vacuum when coupled.

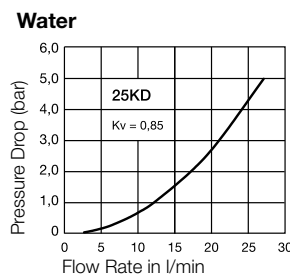
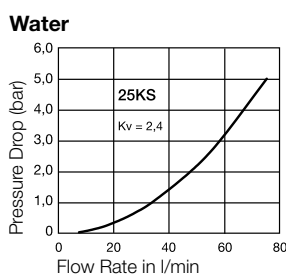
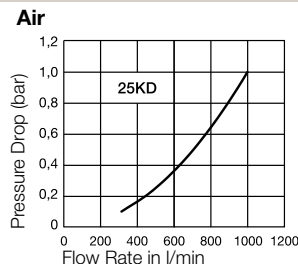
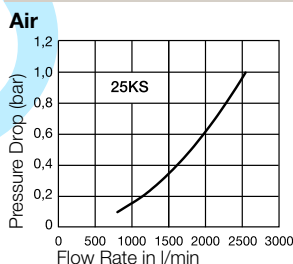
Connecting Force 0 bar: 40 N
Connecting Force 6 bar: 120 N

Vacuum Coupling: 96%

Vacuum Plug: 96%

Vacuum connected: 96%

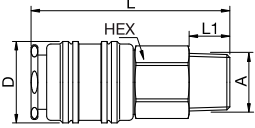
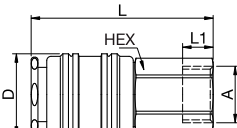
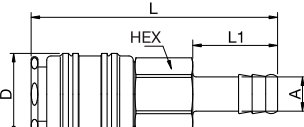
Flow diagrams





Couplings – with valve

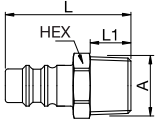
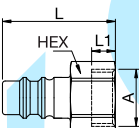
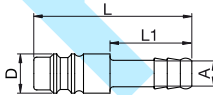
Series 25KS

	Connection A	HEX mm	L mm	L1 mm	D mm	Part Number
 Male Thread	R 1/4	19	60	12	23	25KSAK13SPN
	R 3/8	19	60	12	23	25KSAK17SPN
	R 1/2	22	61	17	23	25KSAK21SPN
 Female Thread	G 1/4	19	56	10	23	25KSIW13SPN
	G 3/8	19	55	9	23	25KSIW17SPN
	G 1/2	24	58	12	23	25KSIW21SPN
 Hose Barb	6 mm	19	74	25	23	25KSTF06SPN
	8 mm	19	74	25	23	25KSTF08SPN
	9 mm	19	74	25	23	25KSTF09SPN
	10 mm	19	74	25	23	25KSTF10SPN
	13 mm	19	74	25	23	25KSTF13SPN



Plugs – without valve

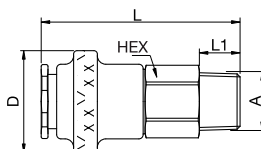
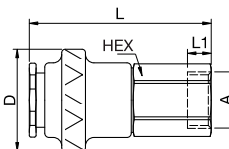
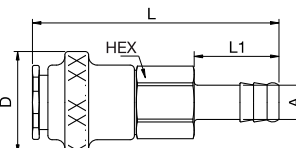
Series 25KS

	Connection A	HEX mm	L mm	L1 mm	D mm	Part Number
 Male Thread	R 1/8	13	33	9		25SSAK10SXZ
	R 1/4	14	37	12		25SSAK13SXZ
	R 3/8	17	37	12		25SSAK17SXZ
	R 1/2	22	43	17		25SSAK21SXZ
 Female Thread	G 1/4	17	33	9		25SSIW13SXZ
	G 3/8	19	33	9		25SSIW17SXZ
 Hose Barb	9 mm		48	25	12	25SSTF09SXZ
	10 mm		48	25	12	25SSTF10SXZ



Couplings – with valve

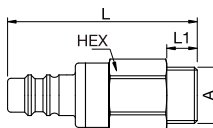
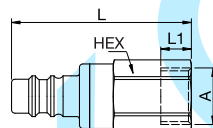
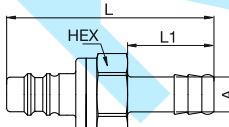
Series 25KD

	Connection A	HEX mm	L mm	L1 mm	D mm	Part Number
 Male Thread	R 1/4	19	60	12	30	25KDAK13BPN
	R 3/8	19	60	12	30	25KDAK17BPN
	R 1/2	22	61	17	30	25KDAK21BPN
 Female Thread	G 1/4	19	56	10	30	25KDIW13BPN
	G 3/8	19	55	9	30	25KDIW17BPN
	G 1/2	24	58	12	30	25KDIW21BPN
 Hose Barb	6 mm	19	74	25	30	25KDTF06BPN
	8 mm	19	74	25	30	25KDTF08BPN
	10 mm	19	74	25	30	25KDTF10BPN
	13 mm	19	74	25	30	25KDTF13BPN



Plugs – with valve

Series 25KD

	Connection A	HEX mm	L mm	L1 mm	D mm	Part Number
 Male Thread	G 1/4	22	43	9		25SDAW13MPN
	G 3/8	22	43	9		25SDAW17MPN
	G 1/2	22	46	12		25SDAW21MPN
 Female Thread	G 1/4	22	43	10		25SDIW13MPN
	G 3/8	22	43	9		25SDIW17MPN
	G 1/2	24	46	12		25SDIW21MPN
 Hose Barb	6 mm	21	60	25		25SDTF06MPN
	8 mm	21	60	25		25SDTF08MPN
	10 mm	21	60	25		25SDTF10MPN
	13 mm	21	60	25		25SDTF13MPN

KOVANZ.CZ