


## Nominal Diameter

5 = 20 mm<sup>2</sup>

## Rectus Series

21



## Other designs in series 21

The following other designs can be found from page:

- |                   |        |
|-------------------|--------|
| ► Brass / Steel   | P. 26  |
| ► Stainless Steel | P. 140 |
| ► Safety          | P. 210 |
| ► Coded Systems   | P. 234 |

Mini industrial coupling in plastics POM and PVDF with the world's most popular profile in this nominal diameter. Above average flow performance for liquid and gaseous media.

Coupling system with single-hand operation. This new type of plastic locking system with handy sleeve considerably expands the applications of this series. Two sleeve forms - tapered and cylindrical, where the tapered sleeve form facilitates handling with gloves. The color coding of the coupling and plug offers a guarantee for avoiding mix-ups between media when coupling.

## Working Temperature

-20°C up to +80°C (POM)  
-20°C up to +120°C (PVDF)  
depending on the medium.

Other seal variants are available on request (FKM, EPDM, FFKM).

## RectuPOM

## RectuChem

## Working Pressure\*\*

10 bar (POM, at 20°C)

\*\* maximum static working pressure with design factor 4 to 1.

8 bar (PVDF, at 20°C)

## Material

**Coupling:** POM black  
**Plug:** POM black  
**Seals:** NBR

**Coupling:** PVDF white  
**Plug:** PVDF white  
**Seals:** FKM

## Technical Description

**Connecting Force 0 bar (KA):** 35 N  
**Connecting Force 6 bar (KA):** 60 N

**Connecting Force 0 bar (KA):** 35 N  
**Connecting Force 6 bar (KA):** 60 N

**Dead space volume (KB):** 0,6 ml  
**Connecting Force 0 bar (KB):** 40 N  
**Connecting Force 6 bar (KB):** 80 N

**Dead space volume (KB):** 0,6 ml  
**Connecting Force 0 bar (KB):** 40 N  
**Connecting Force 6 bar (KB):** 80 N

## Valve types



single shut-off



double shut-off



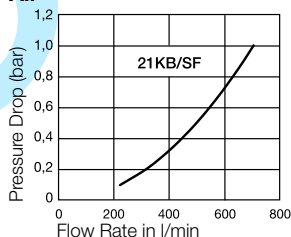
single shut-off



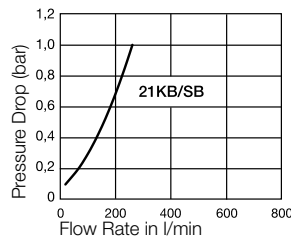
double shut-off

## Flow diagrams

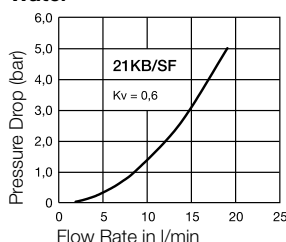
## Air



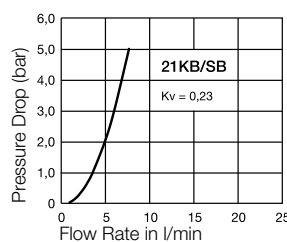
## Air



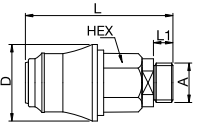
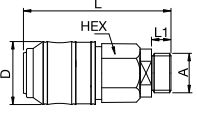
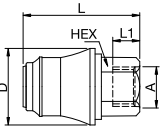
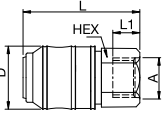
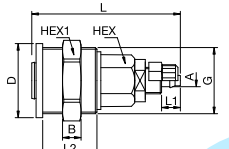
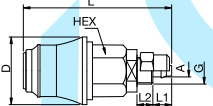
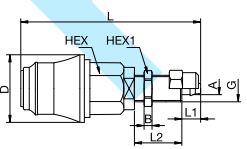
## Water

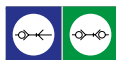


## Water



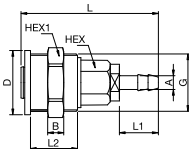
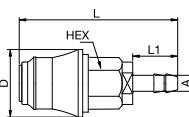
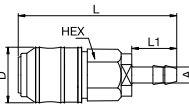


	Connection A	HEX mm	HEX1 mm	L mm	L1 mm	L2 mm	D mm	B mm	G mm	Color Sleeve	Part Number POM	Part Number CHEM
 Male Thread with tapered sleeve	G 1/8	17		50	7		25,5			Standard	21KBAW10DPX	21KBAW10FVX
	G 1/4	17		50	7		25,5			Standard	21KBAW13DPX	21KBAW13FVX
 Male Thread with cylindrical sleeve	G 1/4	17		50	7		21			blue		21KBAW13FVXGB
	G 1/4	17		50	7		21			green		21KBAW13FVXGG
	G 1/4	17		50	7		21			red		21KBAW13FVXGR
	G 1/4	17		50	7		21			yellow		21KBAW13FVXGY
 Female Thread with tapered sleeve	G 1/8	17		53	8		25,5			Standard	21KBIW10DPX	
	G 1/4	17		39	9		25,5			Standard	21KBIW13DPX	21KBIW13FVX
 Female Thread with cylindrical sleeve	G 1/4	17		39	9		21			Standard	21KBIW13DPXG	
	G 1/4	17		39	9		21			blue	21KBIW13DPXGB	21KBIW13FVXGB
	G 1/4	17		39	9		21			green	21KBIW13DPXGG	21KBIW13FVXGG
	G 1/4	17		39	9		21			red	21KBIW13DPXGR	21KBIW13FVXGR
	G 1/4	17		39	9		21			yellow	21KBIW13DPXGY	21KBIW13FVXGY
 Panel Mount for Plastic Hose Connection for Front Panel Installation	4 x 6 mm	17	27	56	7	20,5	28	7	M 25 x 1	Standard	21KBKE06DPX	
	6 x 8 mm	17	27	56	7	20,5	28	7	M 25 x 1	Standard	21KBKE08DPX	
 with Plastic Hose Connection with tapered sleeve	4 x 6 mm	17		56	6	7	25,5		M 10 x 1	Standard	21KBO06DPX	21KBO06FVX
	6 x 8 mm	17		56	6	7	25,5		M 12 x 1	Standard	21KBO08DPX	21KBO08FVX
 Panel Mount with Plastic Hose Connection with tapered sleeve	4 x 6 mm	17	14	68	7	18	25,5	4	M 10 x 1	Standard	21KBS06DPX	
	6 x 8 mm	17	17	68	7	18	25,5	4	M 12 x 1	Standard	21KBS08DPX	

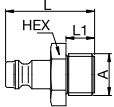
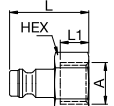
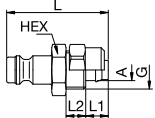
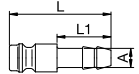
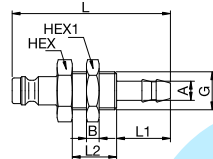


## Couplings – with valve

## Series 21KB

	Connection A	HEX mm	HEX1 mm	L mm	L1 mm	L2 mm	D mm	B mm	G mm	Color Sleeve	Part Number POM	Part Number CHEM
 <p>Panel Mount for Hose Barb for Front Panel Installation</p>	6 mm	17	27	60	17	20,5	28	7	M 25 x 1	Standard	21KBTE06DPX	21KBTE06FVX
 <p>Hose Barb with tapered sleeve</p>	4 mm	17		60	17		25,5			Standard	21KBTF04DPX	21KBTF04FVX
	6 mm	17		60	17		25,5			Standard	21KBTF06DPX	21KBTF06FVX
 <p>Hose Barb with cylindrical sleeve</p>	6 mm	17		60	17		21			Standard	21KBTF06DPXG	
	6 mm	17		60	17		21			blue	21KBTF06DPXGB	
	6 mm	17		60	17		21			green	21KBTF06DPXGG	
	6 mm	17		60	17		21			red	21KBTF06DPXGR	
	6 mm	17		60	17		21			yellow	21KBTF06DPXGY	

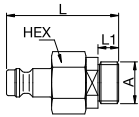
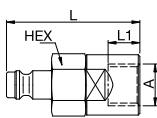
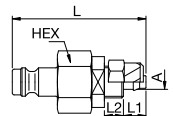
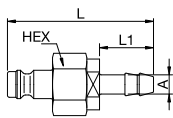


	Connection A	HEX mm	HEX1 mm	L mm	L1 mm	L2 mm	D mm	B mm	G mm	Color Sleeve	Part Number POM	Part Number CHEM
 Male Thread	G 1/8	14		25	7					Standard		21SFAW10FXX
	G 1/4	17		28	9					Standard		21SFAW13FXX
 Female Thread	G 1/8	14		24	8					Standard		21SFIW10FXX
	G 1/4	17		25	9					Standard	21SFIW13DXX	21SFIW13FXX
	G 1/4	17		25	9					blue		21SFIW13FXXB
	G 1/4	17		25	9					green		21SFIW13FXXG
	G 1/4	17		25	9					red		21SFIW13FXXR
	G 1/4	17		25	9					yellow		21SFIW13FXXY
 with Plastic Hose Connection	4 x 6 mm	14		32	7	6			M 10 x 1	Standard	21SFKO06DXX	21SFKO06FXX
	6 x 8 mm	14		32	7	6			M 12 x 1	Standard	21SFKO08DXX	
 Hose Barb	4 mm			32	17					Standard	21SFTF04DXX	21SFTF04FXX
	6 mm			32	17					Standard	21SFTF06DXX	21SFTF06FXX
	6 mm			32	17					blue	21SFTF06DPXB	21SFTF06FVXB
	6 mm			32	17					green	21SFTF06DPXG	21SFTF06FVXG
	6 mm			32	17					red	21SFTF06DPXR	21SFTF06FVXR
	6 mm			32	17					yellow	21SFTF06DPXY	21SFTF06FVXY
 Panel Mount with Hose Barb	4 mm	14	14	50	17	14		4	M 10 x 1	Standard	21SFTS04DXX	
	4 mm	14	14	50	17	14		4	M 10 x 1	blue		21SFTS04FVXB
	4 mm	14	14	50	17	14		4	M 10 x 1	green		21SFTS04FVXG
	4 mm	14	14	50	17	14		4	M 10 x 1	red		21SFTS04FVXR
	4 mm	14	14	50	17	14		4	M 10 x 1	yellow		21SFTS04FVXY
	6 mm	14	17	50	17	14		4	M 12 x 1	Standard	21SFTS06DXX	



## Plugs – with valve

## Series 21KB

	Connection A	HEX mm	HEX1 mm	L mm	L1 mm	L2 mm	D mm	B mm	G mm	Color Sleeve	Part Number POM	Part Number CHEM
 <p>Male Thread</p>	G 1/8	17		36	7					Standard	21SBAW10DPX	
	G 1/8	17		36	7					blue	21SBAW10DPXB	
	G 1/8	17		36	7					green	21SBAW10DPXG	
	G 1/8	17		36	7					red	21SBAW10DPXR	
	G 1/8	17		36	7					yellow	21SBAW10DPXY	
	G 1/4	17		38	7					Standard	21SBAW13DPX	21SBAW13FVX
	G 1/4	17		38	7					blue		21SBAW13FVXB
	G 1/4	17		38	7					green		21SBAW13FVXG
	G 1/4	17		38	7					red		21SBAW13FVXR
	G 1/4	17		38	7					yellow		21SBAW13FVXY
 <p>Female Thread</p>	G 1/4	17		42	10					Standard	21SBIW13DPX	21SBIW13FVX
 <p>with Plastic Hose Connection</p>	4 x 6 mm	17		42	7	6				Standard	21SBKO06DPX	21SBKO06FVX
	6 x 8 mm	17		42	7	6				Standard	21SBKO08DPX	21SBKO08FVX
 <p>Hose Barb</p>	4 mm	17		46	17					Standard	21SBTF04DPX	
	6 mm	17		46	17					Standard		21SBTF06FVX
	6 mm	17		46	17					blue	21SBTF06DPXB	21SBTF06FVXB
	6 mm	17		46	17					green	21SBTF06DPXG	21SBTF06FVXG
	6 mm	17		46	17					red	21SBTF06DPXR	21SBTF06FVXR
	6 mm	17		46	17					yellow	21SBTF06DPXY	21SBTF06FVXY