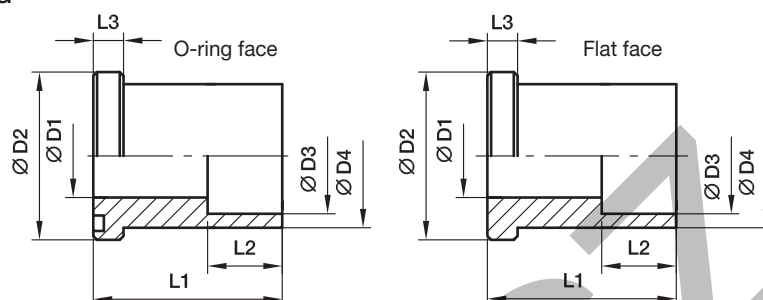



ES SAE Straight flange adapter

SAE Flange / Socket weld tube end
(ISO 6162-1/-2)



3000 PSI Series

Nom. flange size			max.	D1	D2	D3	D4	L1	L2	L3	Weight (steel) kg/piece	O-ring face Order code*	Flat face Order code*	PN (bar) ¹⁾	
SAE (in.)	ISO (DN)													S	SS
1/2	13	16.0	12.5	30.2	16.5	24.0	35	12	6.7	0.11	ES32/16.5	ESG32/16.5	345	345	
1/2	13	17.3	12.5	30.2	17.6	24.0	35	12	6.7	0.12	ES32/17.6	ESG32/17.6	345	345	
3/4	19	20.0	15.0	38.1	20.5	31.5	40	13	6.7	0.20	ES33/20.5	ESG33/20.5	345	345	
3/4	19	21.3	15.0	38.1	21.7	31.5	40	13	6.7	0.20	ES33/21.7	ESG33/21.7	345	345	
1	25	25.0	20.0	44.4	25.5	38.0	45	14	8.0	0.30	ES34/25.5	ESG34/25.5	345	345	
1	25	26.9	20.0	44.4	27.3	38.0	45	14	8.0	0.28	ES34/27.3	ESG34/27.3	345	345	
1 1/4	32	30.0	25.0	50.8	30.5	43.0	50	16	8.0	0.39	ES35/30.5	ESG35/30.5	276	276	
1 1/4	32	32.0	25.0	50.8	32.5	43.0	50	16	8.0	0.37	ES35/32.5	ESG35/32.5	276	276	
1 1/4	32	33.7	25.0	50.8	34.2	43.0	50	16	8.0	0.35	ES35/34.2	ESG35/34.2	276	276	
1 1/2	38	38.0	32.0	60.3	38.5	50.0	55	18	8.0	0.52	ES36/38.5	ESG36/38.5	207	207	
1 1/2	38	40.0	32.0	60.3	40.7	50.0	55	18	8.0	0.49	ES36/40.7	ESG36/40.7	207	207	
1 1/2	38	42.4	32.0	60.3	43.0	50.0	55	18	8.0	0.47	ES36/43	ESG36/43	207	207	
2	51	48.3	32.0	71.4	49.0	62.0	65	20	9.5	0.95	ES38/49	ESG38/49	207	207	
2	51	50.0	38.0	71.4	50.7	62.0	65	20	9.5	0.87	ES38/50.7	ESG38/50.7	207	207	
2 1/2	64	60.3	38.0	84.1	61.0	74.0	75	22	9.5	1.46	ES310/61	ESG310/61	172	172	
2 1/2	64	63.5	47.0	84.1	64.0	74.0	75	22	9.5	1.37	ES310/64	ESG310/64	172	172	
3	76	73.5	47.0	101.6	74.0	90.0	85	24	9.5	2.30	ES312/74	ESG312/74	138	138	
3	76	76.1	58.0	101.6	77.0	90.0	85	24	9.5	2.23	ES312/77	ESG312/77	138	138	
3	76	80.0	58.0	101.6	81.0	90.0	85	24	9.5	2.13	ES312/81	ESG312/81	138	138	

¹⁾ Pressure shown = Item deliverable

$$\frac{\text{PN (bar)}}{10} = \text{PN (MPa)}$$

The pressures given here are the maximum allowable for the flange fittings. If the pipe or tube used has a lower pressure rating, then the welded assembly rating will be the lower one, assuming the weld is adequately strong.

See pages N16 - N20 for related flanges or flange halves depending on bolt sets.

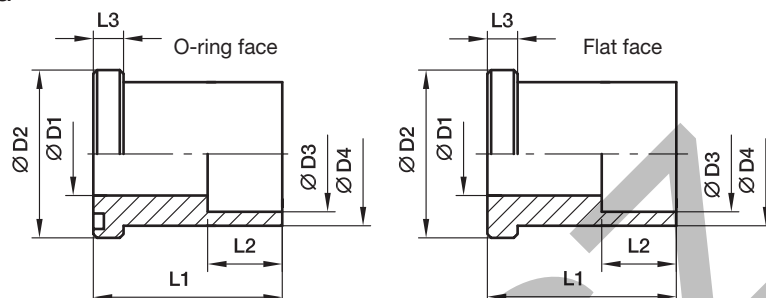
Stainless steel parts may have dimensional deviations. Additional information on request.

*Please add the **suffixes** below according to the material/surface required.

Order code suffixes					
Material	Suffix surface and material	Example only flange adapter	Example incl. splitflanges, metr. bolts and O-ring	Example incl. splitflanges, UNC bolts and O-ring	Standard sealing material (no additional suffix needed)
Steel, oil dipped	S	ES32/16.5S	ES32/16.5SM	ES32/16.5SU	NBR
Stainless steel	SS	ES32/16.5SS	ES32/16.5SSM	—	VIT

ES SAE Straight flange adapter

SAE Flange / Socket weld tube end
(ISO 6162-1/-2)



6000 PSI Series

Nom. flange size			D1	D2	D3	D4	L1	L2	L3	Weight (steel) kg/piece	O-ring face Order code*	Flat face Order code*	PN (bar) ¹⁾	
SAE (in.)	ISO (DN)	max.											S	SS
1/2	13	16.0	11.0	31.8	16.5	24.0	35	13	7.7	0.26	ES62/16.5	ESG62/16.5	420	420
1/2	13	17.3	11.0	31.8	17.6	24.0	35	13	7.7	0.24	ES62/17.6	ESG62/17.6	420	420
3/4	13	20.0	15.0	41.3	20.5	31.8	40	13	8.7	0.22	ES63/20.5	ESG63/20.5	420	420
3/4	19	21.3	15.0	41.3	21.7	31.8	40	13	8.7	0.19	ES63/21.7	ESG63/21.7	420	420
1	25	25.0	20.0	47.6	25.5	38.0	45	13	9.5	0.32	ES64/25.5	ESG64/25.5	420	420
1	25	26.9	20.0	47.6	27.3	38.0	45	13	9.5	0.31	ES64/27.3	ESG64/27.3	420	420
1 1/4	32	30.0	24.0	54.0	30.5	44.0	50	16	10.3	0.43	ES65/30.5	ESG65/30.5	420	420
1 1/4	32	32.0	24.0	54.0	32.5	44.0	50	16	10.3	0.43	ES65/32.5	ESG65/32.5	420	420
1 1/4	32	33.7	24.0	54.0	34.2	44.0	50	16	10.3	0.45	ES65/34.2	ESG65/34.2	420	420
1 1/2	38	38.0	31.0	63.5	38.5	51.0	55	18	12.5	0.63	ES66/38.5	ESG66/38.5	420	420
1 1/2	38	40.0	31.0	63.5	40.7	51.0	55	18	12.5	0.60	ES66/40.7	ESG66/40.7	420	420
1 1/2	38	42.4	31.0	63.5	42.8	51.0	55	18	12.5	0.57	ES66/42.8	ESG66/42.8	420	420
2	51	48.3	38.0	79.4	49.0	67.0	65	20	12.5	1.24	ES68/49	ESG68/49	420	420
2	51	50.0	38.0	79.4	50.7	67.0	65	20	12.5	1.22	ES68/50.7	ESG68/50.7	420	420

¹⁾ Pressure shown = Item deliverable

PN (bar) = PN (MPa)
10

The pressures given here are the maximum allowable for the flange fittings. If the pipe or tube used has a lower pressure rating, then the welded assembly rating will be the lower one, assuming the weld is adequately strong.

See pages N16 - N20 for related flanges or flange halves depending on bolt sets.

Stainless steel parts may have dimensional deviations. Additional information on request.

*Please add the **suffixes** below according to the material/surface required.

Order code suffixes					
Material	Suffix surface and material	Example only flange adapter	Example incl. splitflanges, metr. bolts and O-ring	Example incl. splitflanges, UNC bolts and O-ring	Standard sealing material (no additional suffix needed)
Steel, oil dipped	S	ES62/16.5S	ES62/16.5SM	ES62/16.5SU	NBR
Stainless steel	SS	ES62/16.5SS	ES62/16.5SSM	–	VIT