








Main data for Memory relays

Type	Symbol	Description	Connection ⁽¹⁾	Weight kg	Order code
Complete with sub-base PZU-B12		With priority reset signal and visual indication With manual override	Ø4 mm Swivel push-in	0,19	PLM-A12 *
Without sub-base For sub-base PZU-B12		With priority reset signal and visual indication With manual override		0,14	PLM-A10 *
		Without manual override		0,13	PLM-B10

Main data for Amplifier relays

Type	Symbol	Description	Connection ⁽¹⁾	Weight kg	Order code
Complete with sub-base PZU-B12		This relay is used to amplify the low pressure signal provided by a fluidic proximity sensor to a useable level With manual override	Ø4 mm Swivel push-in	0,18	PRD-A12 *
Without sub-base For sub-base PZU-B12		This relay is used to amplify the low pressure signal provided by a fluidic proximity sensor to a useable level With manual override		0,13	PRD-A10 *

Main data for Sensor relays

Type	Symbol	Description	Connection ⁽¹⁾	Weight kg	Order code
Complete with sub-base PZU-A12		This relay is used to provide a supply to a bleed sensor and to generate a pneumatic signal equal to its supply pressure	Ø4 mm Swivel push-in	0,07	PRF-A12 *
Without sub-base For sub-base PZU-A12 or PZU-C12		This relay is used to provide a supply to a bleed sensor and to generate a pneumatic signal equal to its supply pressure		0,03	PRF-A10 *

* ATEX version available Order code example : **PLM-A12-EX**

 Indicates stocked product.

(1) For other type of connections contact your Technical Sales Department