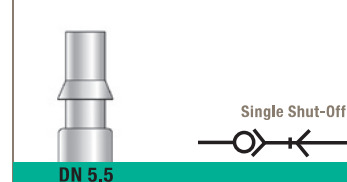



ISO C Profile

18 Series




9101 Coupler, Male BSPP Thread

	Nickel-plated brass, NBR		E	F	G	L	kg
5.5	G1/4	9101 18 13	9	19	23	60	0,106
	G3/8	9101 18 17	9	19	23	60	0,108


18 Series (DN 5.5) : single shut-off = 970 Nl/min

9114 Coupler, Female BSPP Thread

	Nickel-plated brass, NBR		E	F	G	L	kg
5.5	G1/4	9114 18 13	9	19	23	58	0,109
	G3/8	9114 18 17	9	19	23	58	0,101


18 Series (DN 5.5) : single shut-off = 970 Nl/min

9123 Coupler with Barb Connection

	Nickel-plated brass, NBR		F	G	L	L1	kg
5.5	6	9123 18 06	19	23	76	25	0,104
	8	9123 18 08	19	23	76	25	0,106
	10	9123 18 10	19	23	76	25	0,108


18 Series (DN 5.5) : single shut-off = 970 Nl/min

9087 Probe, Straight-Through, Male BSPP Thread

	Nickel-plated steel		E	F	L	L1	kg
5.5	G1/4	9087 18 13	9	17	41	28	0,025
	G3/8	9087 18 17	9	19	41	28	0,028


Probe without shut-off

9086 Probe, Straight-Through, Female BSPP Thread

	Nickel-plated steel		E	F	L	L1	kg
5.5	G1/4	9086 18 13	9	17	40	28	0,022
	G3/8	9086 18 17	9	19	41	28	0,024

Probe without shut-off

9085 Probe, Straight-Through, with Barb Connection

	Nickel-plated steel		L	L1	L2	kg
5.5	6	9085 18 06	56	28	25	0,016
	8	9085 18 08	56	28	25	0,016
	10	9085 18 10	56	28	25	0,018

Probe without shut-off