
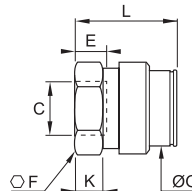



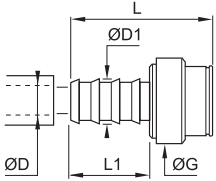







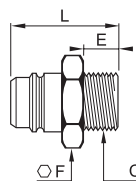


2272 Coupler, Straight-Through, Female BSPP Thread

	Nickel-plated brass, NBR			C		E	F	G	K	L	kg
			19	G1	2272 18 34	9	36	42	11	45	0.182
Maxi series: straight-through = 8500 NI/min											


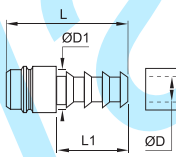


2297 Coupler, Straight-Through with Barb Connection for Hose

	Nickel-plated brass, NBR			ØD	ØD1		G	L	L1	kg
			19	19	20.7	2297 18 20	39.5	69	37	0.163
Maxi series: straight-through = 8500 NI/min										

2294 Coupler, Straight-Through, Male BSPP Thread

	Nickel-plated brass			C		E	F	L	kg
			19	G3/4	2294 18 27	10.5	27	42.5	0.071
				G1	2294 18 34	13	34	46	0.102
Probe without shut-off									

2295 Coupler, Straight-Through with Barb Connection for Flexible Hose

	Nickel-plated brass			ØD	ØD1		L	L1	kg
			19	19	21	2295 18 20	69	41	0.068
Probe without shut-off									