

Standard Series


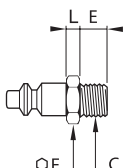


Single Shut-Off



0172 Coupler, Female BSPP Thread

	Nickel-plated brass, NBR			C		E	F	G	L	kg
			5	G1/4	0172 05 13	11	19	21	47	0.085
			Standard series: single shut-off = 480 Nl/min							

0187 Probe, Straight-Through, Male BSPP Thread

	Zinc-plated steel			C		E	F	L	kg
			5	G1/8	0187 05 10	7	14	4	0.018
				G1/4	0187 05 13	9.5	17	5	0.027
			Probe without shut-off						

0186 Probe, Straight-Through, Female BSPP Thread

	Zinc-plated steel			C		E	F	L	kg
			5	G1/4	0186 05 13	12	17	17	0.028
			Probe without shut-off						

0185 Probe, Straight-Through, with Barb Connection for Flexible Tubing

	Zinc-plated steel			ØD	ØD1		L	kg
			5	4	6	0185 04 00	22.5	0.014
				7	9	0185 07 00	22.5	0.017
				10	12.2	0185 10 00	22.5	0.014
			Probe without shut-off					

0189 Double Probe

	Zinc-plated steel				F	L	kg
			5	0189 05 00	12	4	0.026
			Probe without shut-off				