



Body Size

1/4" and 3/8"

700 bar

3000-Series**Technical Description**

High pressure coupler up to 700 bar. Screw locking mechanism.

Advantages

- Screw type locking mechanism - high resistance to mechanical and hydraulic strengths.
- Ball or poppet valving configurations can be connected together with reduced impact on the flow capacities.

Applications

- Portable hydraulic rams
- Hydraulic jacks, rams and clamping devices
- Clamping hand tools
- Rescue equipment

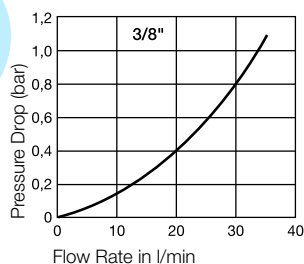
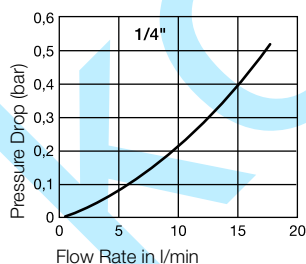
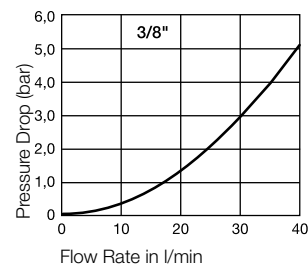
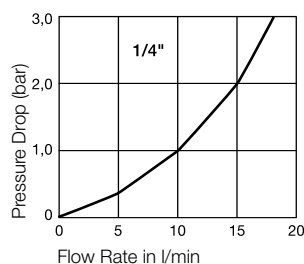
Working Temperature

-30°C up to +110°C (NBR)
-30°C up to +80°C (Polyurethane)
depending on the medium.
Special seals are available on request (see page 6).

Working Pressure

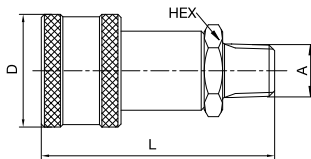
Body Size	Max. Operating Pressure Connected
1/4"	700 bar
3/8"	700 bar

Material Coupling	Standard
Coupling Body	Steel
Sleeve	Steel
Valve	Steel
Springs	Steel
Seals 1/4"	NBR
Seals 3/8"	Polyurethane
Thread Body	Steel
Material Plug	Standard
Plug Body	Steel
Valve	Steel
Seals 1/4"	NBR
Seals 3/8"	Polyurethane
Seals	NBR
Valve Holder	Steel

Flow Capacity with Oil with Viscosity of 43cSt at 38°C as per ISO 7241/2-2000**Ball Valving****Poppet Valving**

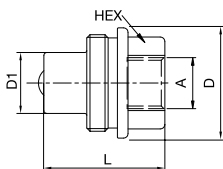
Couplings

3000-Series

	Body Size	Connection A	Hex	L mm	D mm	D1 mm	Valving	Weight gr.	Part Number
 <p>Male NPTF Thread</p>	1/4"	1/4"	22 mm	60,5	28,5		Ball	115	3050-2
	1/4"	1/4"	22 mm	60,5	29		Poppet	121	3050-2P
	3/8"	3/8"	24 mm	72	35		Ball	220	3050-3
	3/8"	3/8"	1"	73	35		Poppet	225	3050-3P


Plugs

3000-Series

	Body Size	Connection A	Hex mm	L mm	D mm	D1 mm	Valving	Weight gr.	Part Number
 <p>Female NPTF Thread</p>	1/4"	1/4"	19	32	28	15,8	Ball	70	3010-2
	1/4"	1/4"	27	32	31	15,8	Poppet	85	3010-2P
	3/8"	3/8"	32	38	35	19,0	Ball	115	3010-3
	3/8"	3/8"	32	35	36,8	19,0	Poppet	110	3010-3P


Dust Protection

3000-Series

	Body Size	Version	Part Number
	1/4"	for coupling	3005-2
	3/8"	for coupling	3005-3
	1/4"	for plug	3009-2
	3/8"	for plug	3009-3

Seal-Kit

3000-Series

	Body Size	Material	Part Number
	1/4"	NBR	JT020114N0552
	3/8"	Polyurethane	JT01U28-18.72QE

**Technical Description**

Coupling for off-shore. Stainless Steel made to cope with very high work pressure in corrosive environment.

Advantages

- Corrosion resistant.
- Double-shut-off valve – reduced leakage during disconnection
- Screw-to-connect - connectable with residual pressure.
- Dust caps for coupling and plug.

Applications

- Off-Shore

Working Pressure

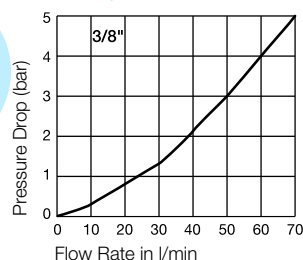
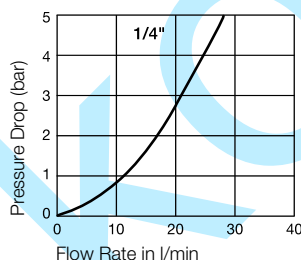
SK10 750 bar
SK06 1100 bar

Working Temperature

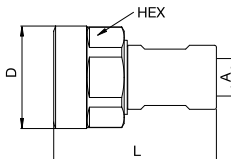
-25°C up to +100°C (NBR/FKM) depending on the medium. Special seals are available on request (see page 6).

Material Coupling	SK10 (750bar)	SK06 (1100 bar)
Coupling Body	Wst No 1.4462	Wst No 1.4462
Sleeve	Wst No 1.4401	Wst No 1.4418
Valve	AISI 316	AISI 316
Springs	AISI 302	AISI 302
Seals	NBR / FKM	NBR / FKM
Valve Retainer	AISI 316	AISI 316
Material Plug	SK10 (750bar)	SK06 (1100 bar)
Plug Body	Wst No 1.4462	Wst No 1.4462
Valve	AISI 316	AISI 316
Springs	AISI 302	AISI 302
Seals	NBR / FKM	NBR / FKM
Valve Retainer	AISI 316	AISI 316

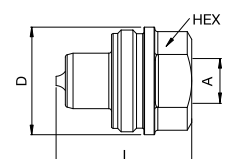
Flow Capacity with Oil with Viscosity of 32cSt at 40°C as per ISO 7241/2-2000



Couplings**SK-Series**

	Body Size	Connection A	HEX mm	L mm	D mm	Working Pressure	Part Number
 <p>Female Thread</p>	1/4"	ISO-G 1/4 ORB	36	64	40	1100 bar	SK0610 R
	3/8"	ISO-G 3/8 ORB	41	67	45	750 bar	SK1010 R

Plugs**SK-Series**

	Body Size	Connection A	HEX mm	L mm	D mm	Working Pressure	Part Number
 <p>Female Thread</p>	1/4"	ISO-G 1/4 ORB	27	44	35	1100 bar	SK0620 R
	3/8"	ISO-G 3/8 ORB	26	43	40	750 bar	SK1020 R

Dust Protection**SK-Series**

	Body Size	Version	Material	Part Number
	1/4"	for coupling	POM	SK0615
	1/4"	for plug	POM	SK0625
	3/8"	for coupling	POM	SK1015
	3/8"	for plug	POM	SK1025



Body Size

1/4"

800 bar

FF2500-Series

**Technical Description**

The coupling system of the FF series has double shut-off, dry break and single-handed operation. During uncoupling there is no oil loss, and during coupling there is no inclusion of air into the system.

Advantages

- Dry break quick connect coupling with minimum pressure drop.
- Single-handed operation.
- No oil loss during uncoupling.
- A safety closing ring prevents unintentional disconnection.
- Twice as safe through double sealing.
- Also available with pressure eliminator, i.e. connection is possible under static/residual pressure up to working pressure.

Working Pressure

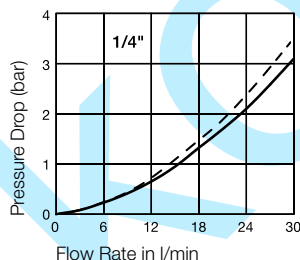
See chart.

Working Temperature

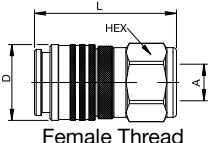
-30°C up to +100°C (NBR) depending on the medium. Special seals are available on request (see page 6).

Available Valves**Applications Area**

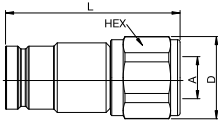
Material Coupling	Standard / Pressure Eliminator
Coupling Body	Steel, nitrocarburizing
Sleeve	Steel hardened, zinc plated, passivated, sealed
Looking Ring	Brass, Zinc-iron coated, black passivated, sealed
Valve	Steel, zinc plated, passivated, sealed
Springs	AISI 301
Locking Balls	AISI 420 C
Seals	NBR/PUR
Valve Holder	Steel, yellow zinc plated, sealed
Thread Body	Steel, zinc plated, passivated, sealed
Material Plug	Standard / Pressure Eliminator
Plug Body	Steel hardened, zinc plated, passivated, sealed
Valve	Steel, nitrocarburizing
Springs	AISI 301
Seals	NBR/PUR
Valve Holder	Brass, hard-drawn
Thread Body	Steel, zinc plated, passivated, sealed

Flow Capacity with Oil with Viscosity of 32cSt at 40°C as per ISO 7241/2-2000

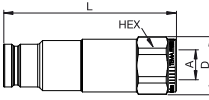
Couplings**FF2500-Series**

	Body Size	Connection A	Hex mm	L mm	D mm	Working Press. connect. in bar	Version	Seal	Part Number
 Female Thread	1/4"	G 1/4	27	65	30	800	Standard	NBR/PUR	FF2510


Plugs**FF2500-Series**

	Body Size	Connection A	Hex mm	L mm	D mm	Working Press. connect. in bar	Version	Seal	Part Number
 Female Thread	1/4"	G 1/4	25	74	28	800	Standard	NBR/PUR	FF2520

Plugs**FF2500-Series**

	Body Size	Connection A	Hex mm	L mm	D mm	Working Press. connect. in bar	Version	Seal	Part Number
 Female Thread	1/4"	G 1/4	25	99,2	28	800	Press. Eliminator	NBR/PUR	FF2521

Dust Protection**FF2500-Series**

	Body Size	Version	L mm	D mm	Material	Color	Part Number
	1/4"	for coupling	190	24	PVC	Blue	FF2516
	1/4"	for plug	190	24	PVC	Blue	FF2526

Seal-Kit**FF2500-Series**

	Body Size	Version	Material	Part Number
	1/4"	for plugs	NBR	FF2500-PSNPU



Body Size

1/4"

1000 bar

HP1000-Series

**Technical Description**

The Tema high pressure coupling was specially developed for use in industrial machinery, salvage devices and testing equipment. This series is galvanised and produced in steel. The plug part and the sleeve are hardened and galvanised in steel. The coupling can be supplied either with or without safety lock.

Advantages

- High flow as a result of optimised valve design.
- Additional plug sealing via polymer valve casing, to guarantee high reliability seals even with second-hand plugs.
- Tema high pressure couplings are supplied with dust caps inclusive!

Seals

Coupling: bonded seal washer
Plug: bonded seal or innercone

Working Pressure

1000 bar

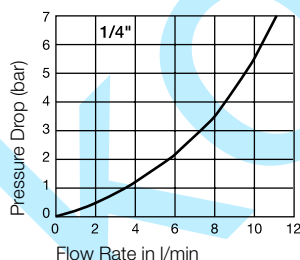
Working Temperature

-30°C up to +100°C (NBR) depending on the medium. Special seals are available on request (see page 6).

Available Valves**Applications Area**

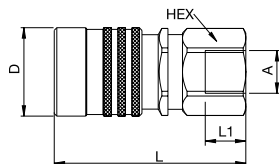
Material Coupling	Standard
Coupling Body	Steel, zinc plated, passivated, sealed
Sleeve	Steel, hardened, zinc plated, passivated, sealed
Valve	Steel, zinc plated, passivated, sealed
Springs	AISI 302
Locking Balls	AISI 420 C
Seals	NBR
Inner Sleeve	POM
Plug	Standard
Plug Body	Steel, hardened, zinc plated, passivated, sealed
Valve	Steel, zinc plated, passivated, sealed
Springs	AISI 302
Seals	NBR
Valve Retainer	Steel, zinc plated, passivated

Flow Capacity with Oil with Viscosity of 32cSt at 40°C as per ISO 7241/2-2000



Couplings

HP1000-Series

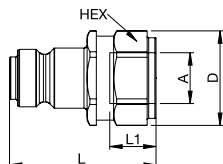


Female Thread

Conne- ction A	Hex mm	L mm	L1 mm	D mm	Safety Locking	Work. Pressure connect. in bar	Work. Pressure disconnect. in bar	Burst. Pressure connect. in bar	Part Number
G 1/4	24	59	12	27	without	1000	1000	>3000	HP10104131
G 1/4	24	59	12	27	with	1000	1000	>3000	HP10104132
1/4"-18 NPTF	24	59	12	27	without	1000	1000	>3000	HP10105131
1/4"-18 NPTF	24	59	12	27	with	1000	1000	>3000	HP10105132
G 3/8	24	59	12	27	without	1000	1000	>3000	HP10104171
G 3/8	24	59	12	27	with	1000	1000	>3000	HP10104172
3/8"-18 NPTF	24	59	13	27	without	1000	1000	>3000	HP10105171
3/8"-18 NPTF	24	59	13	27	with	1000	1000	>3000	HP10105172

Plugs

HP1000-Series

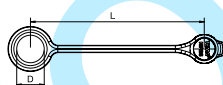
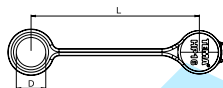


Female Thread

Conne- ction A	Hex mm	L mm	L1 mm	D mm	Safety Locking	Work. Pressure connect. in bar	Work. Pressure disconnect. in bar	Burst. Pressure connect. in bar	Part Number
G 1/4	22	37	12	24,5		1000	1000	>3000	HP1020413
1/4"-18 NPTF	22	37	12	24,5		1000	1000	>3000	HP1020513
G 3/8	24	37	12	24,5		1000	1000	>3000	HP1020417
3/8"-18 NPTF	24	37	13	24,5		1000	1000	>3000	HP1020517

Dust Protection

HP1000-Series



Version	L mm	D mm	Material	Color	Part Number
for coupling	120	21	PVC	Blue	HP16
for coupling	125		Aluminium	Red	HP16ARD
for plug	120	19	PVC	Blue	HP26
for plug	140		Aluminium	Red	HP26ARD



Body Size

1/4"

1500 bar

HP1500-Series

**Technical Description**

The Tema high pressure coupling was specially developed for use in bolt tensioning equipment. This series is produced in steel. The plug bodies and the sleeves are black galvanised. The coupling can be supplied either with or without additional safety lock.

Advantages

- High flow as a result of optimised valve design.
- Additional plug sealing via polymer valve casing, to guarantee high reliability seals even with second-hand plugs.
- Tema high pressure couplings are supplied with dust caps inclusive!

Seals

Metal sealing cone threaded adapters/metal sealing cone adapters.

Working Pressure

1500 bar

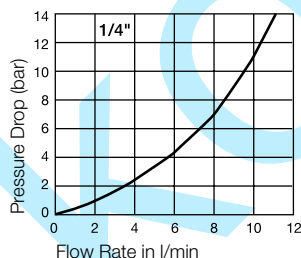
Working Temperature

-30°C up to +100°C (NBR) depending on the medium. Special seals are available on request (see page 6).

Available Valves**Applications Area**

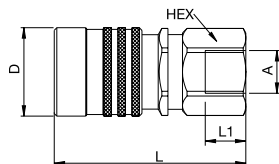
Material Coupling	Standard
Coupling Body	Steel, zinc-nickel coated, black passivated, sealed
Sleeve	Steel, hardened, zinc-iron coated, black passivated, sealed
Valve	Steel, zinc plated, passivated, sealed
Springs	AISI 302
Locking Balls	AISI 420 C
Seals	NBR
Inner Sleeve	POM
Plug	Standard
Plug Body	Steel, hardened, zinc-iron coated, black passivated, sealed
Valve	Steel, zinc plated, passivated, sealed
Springs	AISI 302
Seals	NBR
Valve Retainer	Steel, zinc plated, passivated

Flow Capacity with Oil with Viscosity of 32cSt at 40°C as per ISO 7241/2-2000



Couplings

HP1500-Series

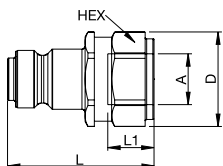


Female Thread

Conne- ction A	Hex mm	L mm	L1 mm	D mm	Safety Locking	Work. Pressure connect. in bar	Work. Pressure disconnect. in bar	Burst. Pressure connect. in bar	Part Number
G 1/4	24	59	12	27	without	1500	1500	>3500	HP15104131
G 1/4	24	59	12	27	with	1500	1500	>3500	HP15104132
1/4"-18 NPTF	24	59	12	27	without	1500	1500	>3500	HP15105131
1/4"-18 NPTF	24	59	12	27	with	1500	1500	>3500	HP15105132
G 3/8	24	59	12	27	without	1500	1500	>3500	HP15104171
G 3/8	24	59	12	27	with	1500	1500	>3500	HP15104172
3/8"-18 NPTF	24	59	13	27	without	1500	1500	>3500	HP15105171
3/8"-18 NPTF	24	59	13	27	with	1500	1500	>3500	HP15105172

Plugs

HP1500-Series

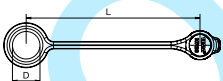
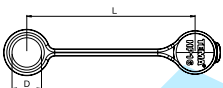


Female Thread

Conne- ction A	Hex mm	L mm	L1 mm	D mm	Safety Locking	Work. Pressure connect. in bar	Work. Pressure disconnect. in bar	Burst. Pressure connect. in bar	Part Number
G 1/4	22	38	12	24,5		1500	1500	>3500	HP1520413
1/4"-18 NPTF	22	38	12	24,5		1500	1500	>3500	HP1520513

Dust Protection

HP1500-Series



Version	L mm	D mm	Material	Color	Part Number
for coupling	120	21	PVC	Blue	HP16
for coupling	125	21	Aluminium	Red	HP16ARD
for plug	120	19	PVC	Blue	HP26
for plug	140	19	Aluminium	Red	HP26ARD

Up to 2000 bar

High Pressure Adapters



Technical Description

Range of adapters developed for HP1000 and HP1500 series. To achieve other thread ports then existing in the standard range.

Advantages

The adapters makes the HP series more flexible and easy to connect to different fittings and hose packages.

Seals

See chart.

Working Pressure

Various - from 1000 to 2000 bar

Working Temperature

-30°C up to 100°C

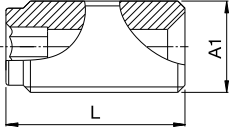
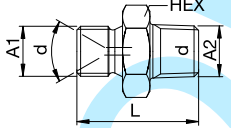
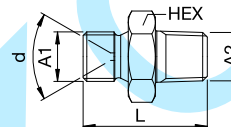
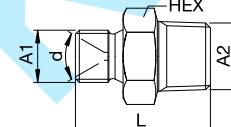
Material

Adapters

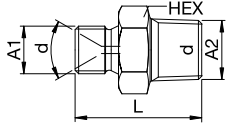
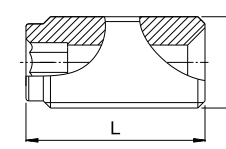
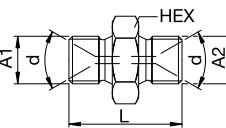
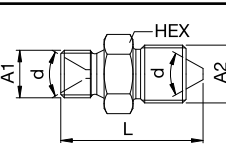
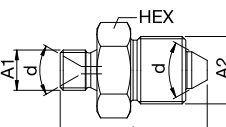
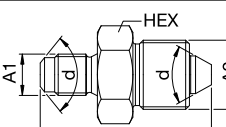
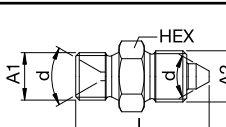
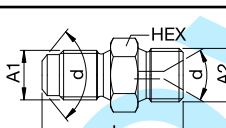
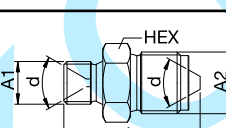
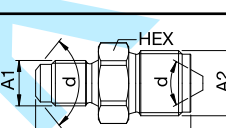
Standard

Steel, Zinc plated and passivated

High Pressure Adapters

	Conne- tion A1	Seal 1	Connection A2	Seal 2	Hex mm	L mm	Working Pressure bar	Part Number
	G 1/4	Rubber / Steel				25	1000	HP13-01
	G 1/4	Rubber / Steel	1/4-18 NPTF	Inside Thread	21	32	1000	HP13-02
	G 1/4	Rubber / Steel	R 1/4	Inside Thread	21	33	1000	HP13-03
	G 1/4	Rubber / Steel	3/8-18 NPTF	Inside Thread	21	34	1500	HP13-04

High Pressure Adapters

	Conne- ction A1	Seal 1	Connection A2	Seal 2	Hex mm	L mm	Working Pressure bar	Part Number
	G 1/4	Rubber / Steel	R 3/8	Inside Thread	21	35	1000	HP13-05
	G 1/4	Rubber / Steel				25	1500	HP13-06
	G 1/4	Inner Cone 60°	G 1/4	Inner Cone 60°	21	31,3	2000	HP13-07
	G 1/4	Inner Cone 60°	M 16 x 1,5	Outside Cone 60°	19	39,4	2000	HP13-08
	G 1/4	Inner Cone 60°	M 22 x 1,5	Outside Cone 60°	27	48	2000	HP13-09
	G 1/4	Outside Cone 120°	M 22 x 1,5	Outside Cone 60°	27	54,5	2000	HP13-10
	G 1/4	Inner Cone 60°	9/16-18 UNF	Outside Cone 60°	17	37	2000	HP13-11
	G 1/4	Outside Cone 120°	9/16-18 UNF	Inner Cone 60°	17	37,5	2000	HP13-12
	G 1/4	Inner Cone 60°	3/4-16 UNF	Outside Cone 60°	21	42	2000	HP13-13
	G 1/4	Outside Cone 120°	3/4-16 UNF	Outside Cone 60°	21	48,5	2000	HP13-14