



RECTUS INTERNATIONAL

Nominal Diameter

6/9/13

RECTUS Series

86/87/88

**Technical Description**

The 86, 87 and 88 Rectus Moldtite coupling series were especially developed for connecting coolant lines and injection moulds. Countersunk plugs can easily be connected and disconnected because of the extended sleeve. The angular connections prevent kinks from forming in the hose.

Advantages

Available in single shut-off, double shut-off, straight-through and SAFE-LOCK™ versions. The shut-off couplings (with valve) are equipped with nickel plated sleeves for quick and accurate visual differentiation.

Working Pressure:

PB = 15 bar, maximum static working pressure with safety factor of 4 to 1.

Working Temperature*

-15°C up to +200°C (FKM) depending on the medium.

*At a temperature below -15°C and above +200°C special seals are available on request.

Available Valves**Material****Coupling**

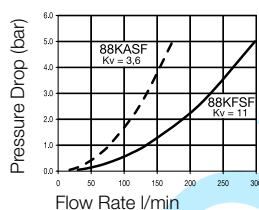
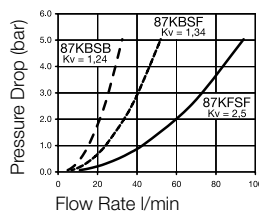
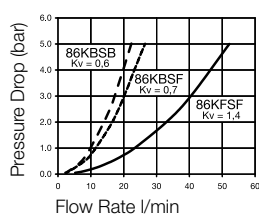
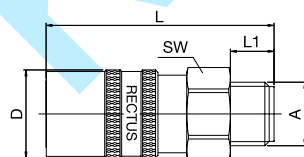
Back Body
Valve Body
Sleeve
Sleeve
Valve
Locking Balls
Spring
Seal

Brass
Brass
Brass (without Valve)
Brass, Nickel Plated (with Valve)
Brass
AISI 420
AISI 301
FKM

Plug

Plug Profile
Back Body
Valve
Spring
Seal

Brass
Brass
Brass
AISI 301
FKM

Chart**Couplings****RECTUS Series 86/87/88**

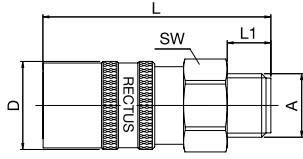


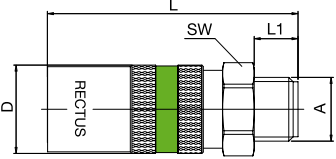








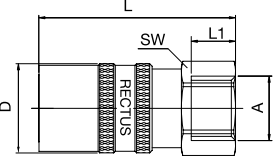








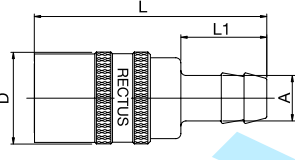








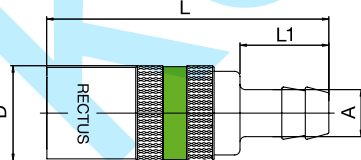





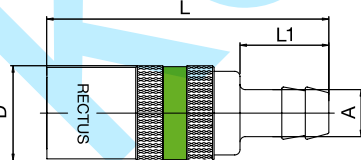






Male Thread

DN	Series	Connec- tion A	Hex SW	L mm	D mm	L1 mm	L2 mm	D1 mm	D2 mm	Valve	Part Number	PU	DS
6	86	G 1/4	17	47	18	9				with	86KB AW13 MVX	10	■
										without	86KF AW13 MVX	10	■
		G 3/8	19	47	18	9				with	86KB AW17 MVX	10	■
										without	86KF AW17 MVX	10	■
9	87	G 1/4	22	56,5	24	9				with	87KB AW13 MVX	10	■
										without	87KF AW13 MVX	10	■
		G 3/8	22	56,5	24	9				with	87KB AW17 MVX	10	■
										without	87KF AW17 MVX	10	■

DS = Delivery Status: ■ in stock

■ on short call

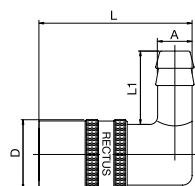
■ medium term delivery

	DN	Series	Conne- tion A	Hex SW	L mm	D mm	L1 mm	L2 mm	D1 mm	D2 mm	Valve	Part Number	PU	DS
 <p>Male Thread</p>	9	87	G 1/2	22	59,5	24	12				with	87KB AW21 MVX	10	
											without	87KF AW21 MVX	10	
 <p>Male Thread</p>	6	86	G 1/4	17	51,5	18	9				with	86KB AW13 MVXSL	10	
											without	86KF AW13 MVXSL	10	
			G 3/8	19	51,5	18	9				with	86KB AW17 MVXSL	10	
											without	86KF AW17 MVXSL	10	
	9	87	G 1/4	22	67	24	9				with	87KB AW13 MVXSL	10	
											without	87KF AW13 MVXSL	10	
			G 3/8	22	67	24	9				with	87KB AW17 MVXSL	10	
											without	87KF AW17 MVXSL	10	
 <p>Female Thread</p>			G 1/2	22	70	24	12				with	87KB AW21 MVXSL	10	
											without	87KF AW21 MVXSL	10	
	6	86	G 1/8	17	40	18	9				with	86KB IW10 MVX	10	
											without	86KF IW10 MVX	10	
			G 1/4	17	40	18	9				with	86KB IW13 MVX	10	
											without	86KF IW13 MVX	10	
	9	87	G 1/4	21	51,5	24	9				with	87KB IW13 MVX	10	
											without	87KF IW13 MVX	10	
 <p>Hose Barb</p>			G 3/8	21	51,5	24	9				with	87KB IW17 MVX	10	
											without	87KF IW17 MVX	10	
	6	86	6 mm		46	18	17				with	86KB TF06 MVX	10	
											without	86KF TF06 MVX	10	
			9 mm		51	18	22				with	86KB TF09 MVX	10	
											without	86KF TF09 MVX	10	
	9	87	9 mm		64	24	22				with	87KB TF09 MVX	10	
											without	87KF TF09 MVX	10	
 <p>Hose Barb</p>			13 mm		66,5	24	25				with	87KB TF13 MVX	10	
											without	87KF TF13 MVX	10	
	13	88	19 mm		89	32	32				with	88KA TF19 MVX	10	
											without	88KF TF19 MVX	10	
	6	86	6 mm		54	18	17				with	86KB TF06 MVXSL	10	
											without	86KF TF06 MVXSL	10	
 <p>Hose Barb</p>			9 mm		59	18	22				with	86KB TF09 MVXSL	10	
											without	86KF TF09 MVXSL	10	
	9	87	9 mm		73	24	22				with	87KB TF09 MVXSL	10	
											without	87KF TF09 MVXSL	10	
			13 mm		76	24	25				with	87KB TF13 MVXSL	10	
											without	87KF TF13 MVXSL	10	

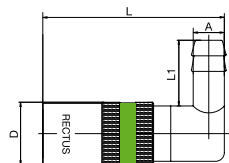
Couplings

RECTUS Series 86/87/88

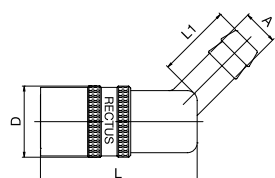
DN	Series	Conne- ction A	Hex SW	L mm	D mm	L1 mm	L2 mm	D1 mm	D2 mm	Valve	Part Number	PU	DS
6	86	6 mm		40	18	17				with	86KB TR06 MVX	10	■
										without	86KF TR06 MVX	10	■
		9 mm		40	18	22				with	86KB TR09 MVX	10	■
										without	86KF TR09 MVX	10	■
	9	9 mm		56	24	22				with	87KB TR09 MVX	10	■
										without	87KF TR09 MVX	10	■
		13 mm		56	24	28,5				with	87KB TR13 MVX	10	■
										without	87KF TR13 MVX	10	■
	13	19 mm		77	32	32				with	88KA TR19 MVX	5	■
										without	88KF TR19 MVX	5	■
6	86	9 mm		52,5	18	22				with	86KB TR09 MVXSL	10	■
										without	86KF TR09 MVXSL	10	■
	9	9 mm		68,5	24	22				with	87KB TR09 MVXSL	10	■
										without	87KF TR09 MVXSL	10	■
		13 mm		68,5	24	28,5				with	87KB TR13 MVXSL	10	■
										without	87KF TR13 MVXSL	10	■
6	86	6 mm		40	18	17				with	86KB TH06 MVX	10	■
										without	86KF TH06 MVX	10	■
		9 mm		40	18	22				with	86KB TH09 MVX	10	■
										without	86KF TH09 MVX	10	■
	9	9 mm		56	24	22				with	87KB TH09 MVX	10	■
										without	87KF TH09 MVX	10	■
		13 mm		56	24	25				with	87KB TH13 MVX	10	■
										without	87KF TH13 MVX	10	■
6	86	9 mm		51,5	18	22				with	86KB TH09 MVXSL	10	■
										without	86KF TH09 MVXSL	10	■
	9	9 mm		65,5	24	22				with	87KB TH09 MVXSL	10	■
										without	87KF TH09 MVXSL	10	■
		13 mm		65,5	24	25				with	87KB TH13 MVXSL	10	■
										without	87KF TH13 MVXSL	10	■



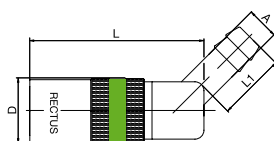
Hose Barb 90°



Hose Barb 90°



Hose Barb 45°

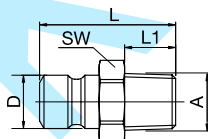


Hose Barb 45°

Plugs

RECTUS Series 86/87/88

DN	Series	Conne- ction A	Hex SW	L mm	D mm	L1 mm	L2 mm	D1 mm	D2 mm	Valve	Part Number	PU	DS
6	86	M 10 x 1	13	23	9,5	8				without	86SF AM10 MXX	25	■
		R 1/8	13	24	9,5	9				without	86SF AK10 MXX	25	■
		R 1/4	16	29	9,5	14				with	86SB AK13 MVX	25	■
		R 1/4	16	29	9,5	12				without	86SF AK13 MXX	25	■
		R 3/8	19	30	9,5	12				without	86SF AK17 MXX	25	■
6/9	87	R 1/4	16	34	13,5	12				with	87SB AK13 MVX	25	■
		R 1/4	16	34	13,5	12				without	87SF AK13 MXX	25	■
9		R 3/8	19	34	13,5	12				with	87SB AK17 MVX	25	■
		R 3/8	19	34	13,5	12				without	87SF AK17 MXX	25	■
		R 1/2	24	39	13,5	17				without	87SF AK21 MXX	25	■
13	88	R 1/2	22	44	20	17				without	88SF AK21 MXX	10	■
		R 3/4	29	45	20	19				without	88SF AK26 MXX	10	■



Male Thread

DS = Delivery Status: ■ in stock

■ on short call

■ medium term delivery

Plugs

RECTUS Series 86/87/88

	DN	Series	Conne- ction A	Hex SW	L mm	D mm	L1 mm	L2 mm	D1 mm	D2 mm	Valve	Part Number	PU	DS
<p>Male Thread 90°</p>	6	86	M 10 x 1	11	27	9,5	9	28,5			without	86SF AR10 MXX_03	25	■
			R 1/8	11	27	9,5	9	28,5			without	86SF AR10 MXX	25	■
			R 1/4	14	27	9,5	9	32			without	86SF AR13 MXX	25	■
	9	87	R 1/4	15	34	13,5	9	32			without	87SF AR13 MXX	25	■
			R 3/8	19	37	13,5	12	36			without	87SF AR17 MXX	25	■
<p>Female Thread</p>	6	86	G 1/8	13	28	9,5	11				without	86SF IW10 MXX	25	■
			G 1/4	16	32	9,5	13				without	86SF IW13 MXX	25	■
			G 3/8	19	34	9,5	13				without	86SF IW17 MXX	25	■
	9	87	G 1/4	16	37	13,5	13				without	87SF IW13 MXX	25	■
			G 3/8	19	39	13,5	13				without	87SF IW17 MXX	25	■
<p>Hose Barb</p>	6	86	9 mm		39	9,5	22				without	86SF TF09 MXX	25	■
	9	87	13 mm		41	13,5	21				without	87SF TF13 MXX	25	■
	13	88	19 mm		91	20	46				without	88SF TF19 MXX	10	■

Extension Plugs

RECTUS Series 86/87/88

	DN	Series	Conne- ction A	Hex SW	L mm	D mm	L1 mm	L2 mm	D1 mm	D2 mm	Valve	Part Number	PU	DS
<p>Male Thread</p>	6	86	R 1/8	11	100	9,5	9				without	86VN 1010 MXX	10	■
			R 1/8	11	150	9,5	9				without	86VN 1015 MXXS_01	10	■
			R 1/8	11	250	9,5	9				without	86VN 1025 MXX	10	■
	9	87	R 1/4	15	150	13,5	12				without	87VN 1315 MXX	10	■
			R 1/4	15	250	13,5	12				without	87VN 1325 MXX	10	■
<p>continuous Male Thread</p>	6	86	G 1/8	11	100	9,5	60				without	86VN 1010 MXXS_01	10	■
			G 1/4	14	100	9,5	60				without	86VN 1310 MXX	10	■
	9	87	G 1/4	14	100	13,5	60				without	87VN 1310 MXX	10	■
			G 3/8	17	100	13,5	60				without	87VN 1710 MXX	10	■
<p>without Thread</p>	6	86	10 mm	11	50	9,5					without	86VN XX05 MXX	10	■
			10 mm	11	100	9,5					without	86VN XX10 MXX	10	■
			10 mm	11	150	9,5					without	86VN XX15 MXX	10	■
			10 mm	11	200	9,5					without	86VN XX20 MXX	10	■
	9	87	14 mm	15	100	9,5					without	87VN XX10 MXX	10	■
			14 mm	15	150	9,5					without	87VN XX15 MXX	10	■
			14 mm	15	200	9,5					without	87VN XX20 MXX	10	■
			14 mm	15	250	9,5					without	87VN XX25 MXX	10	■