



# RECTULASTIC



## Technical Description

RECTULASTIC hoses from Nycoil for safer, more efficient air power transmission.

## Special Physical Features

- Light weight (specific weight 9x lower as copper)
- Wide temperature range
- High resistance against moisture
- Saltwater insensitive
- Long service time
- Highly elasticity

## Mechanical Features

- High vibration prevention
- Perfect abrasion resistance - High compression characteristics
- Low flow reduction for all kind of media
- Precise tolerances
- Constant solidity
- Resists kinking

## Applications

- Compressed air
- Lubrication grease/oil
- Gasoline
- Hydraulic
- Vacuum
- Chemicals (on request)

## Advantages

- Quick assembly possible
- Straight hoses ideal for Push-In-System
- Light weight
- Low pressure drop
- Different colors for identification
- Good storage possibility due to box packing (straight hoses)
- High abrasion resistance
- Self-retracting. Coiled Hose automatically recoils to a fraction of its working length
- Small bending diameter
- Resistant to oil, gasoline, grease and abrasion

## Temperature range:

-40°C up to +90°C

## Maximum operating pressure:

see chart

## Tubing assembled:

-20°C up to +70°C

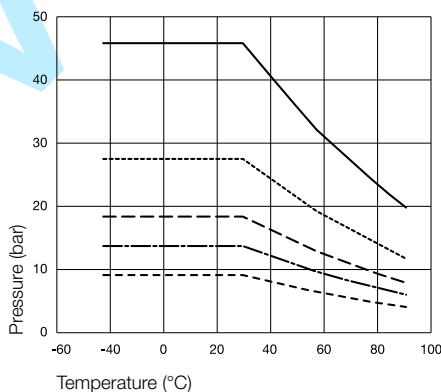
All technical data refers to air applications. We will gladly assist you for other media.

## Flow diagrams

### Relation Working Pressure / Temperature

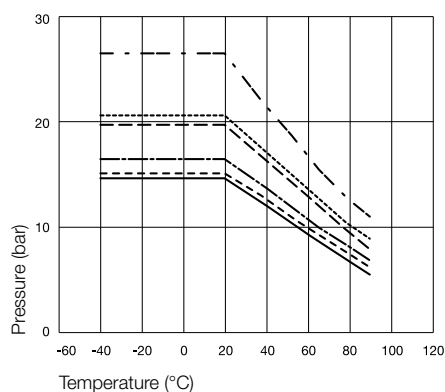
The pressure specifications apply only for the hose and not for the connection fittings.

### Straight



— PA040  
 - - - PA100  
 - - - PA080  
 ..... PA047, PA060  
 - . - . PA120, PA140


### Coiled



- . . - SP05  
 - - - SP06  
 - - - SP08  
 — SP10  
 ..... SP12  
 - . - . SP16

## Straight Hoses


## RECTULASTIC

	Inside x Outside ø mm	Coil Outside Diameter mm	Working Length in m	Part Number Blue**	Part Number Red*
	2,0 x 4,0		25	PA040/025/03	PA040/025/02
	2,0 x 4,0		50	PA040/050/03	PA040/050/02
	2,0 x 4,0		100	PA040/100/03	PA040/100/02
	2,7 x 4,0		25	PA047/025/03	PA047/025/02
	2,7 x 4,0		50	PA047/050/03	PA047/050/02
	2,7 x 4,0		100	PA047/100/03	PA047/100/02
	4,0 x 6,0		25	PA060/025/03	PA060/025/02
	4,0 x 6,0		50	PA060/050/03	PA060/050/02
	4,0 x 6,0		100	PA060/100/03	PA060/100/02
	6,0 x 8,0		25	PA080/025/03	PA080/025/02
	6,0 x 8,0		50	PA080/050/03	PA080/050/02
	6,0 x 8,0		100	PA080/100/03	PA080/100/02
	8,0 x 10,0		25	PA100/025/03	PA100/025/02
	9,5 x 12,0		25	PA120/025/03	PA120/025/02
	12,0 x 14,0		25	PA140/025/03	PA140/025/02

\* Hoses in black or transparent available on request.

## Coiled Hoses without Fittings

## RECTULASTIC

	Inside x Outside ø mm	Coil Outside Diameter mm	Max. Working Length in m	Approx. Coils	Part Number
	3,1 x 4,7	38	2,5	36	SP05/025
	3,1 x 4,7	38	5	72	SP05/050
	3,1 x 4,7	38	7,5	108	SP05/075
	3,1 x 4,7	38	10	144	SP05/100
	4,8 x 6,3	75	2,5	15	SP06/025
	4,8 x 6,3	75	5	30	SP06/050
	4,8 x 6,3	75	7,5	45	SP06/075
	4,8 x 6,3	75	10	60	SP06/100
	4,8 x 6,3	75	15	90	SP06/150
	4,8 x 6,3	75	22,5	140	SP06/225
	6,3 x 7,9	75	2,5	15	SP08/025
	6,3 x 7,9	75	5	30	SP08/050
	6,3 x 7,9	75	7,5	45	SP08/075
	6,3 x 7,9	75	10	60	SP08/100
	6,3 x 7,9	75	15	90	SP08/150
	6,3 x 7,9	75	22,5	135	SP08/225

## Coiled Hoses without Fittings

## RECTULASTIC



Inside x Outside ø mm	Coil Outside Diameter mm	Max. Working Length m	Approx. Coils	Part Number
7,9 x 9,5	115	2,5	10	SP10/025
7,9 x 9,5	115	5	20	SP10/050
7,9 x 9,5	115	7,5	30	SP10/075
7,9 x 9,5	115	10	40	SP10/100
7,9 x 9,5	115	15	60	SP10/150
7,9 x 9,5	115	22,5	90	SP10/225
9,5 x 11,8	140	2,5	8	SP12/025
9,5 x 11,8	140	5	15	SP12/050
9,5 x 11,8	140	7,5	23	SP12/075
9,5 x 11,8	140	10	31	SP12/100
9,5 x 11,8	140	15	46	SP12/150
9,5 x 11,8	140	22,5	70	SP12/225
12,7 x 15,8	220	5	10	SP16/050
12,7 x 15,8	220	7,5	15	SP16/075
12,7 x 15,8	220	10	20	SP16/100
12,7 x 15,8	220	15	30	SP16/150
12,7 x 15,8	220	22,5	56	SP16/225

## Completely assembled with Swivel Fittings

## RECTULASTIC




with swivel fittings  
and spring guards (Type DV)

Inside x Outside ø mm	Coil Outside Diameter mm	Max. Working Length m	Approx. Coils	Part Number
3,1 x 4,7 R1/8	38	2,5	36	SP05/025/DV
3,1 x 4,7 R1/8	38	5	72	SP05/050/DV
3,1 x 4,7 R1/8	38	7,5	108	SP05/075/DV
3,1 x 4,7 R1/8	38	10	144	SP05/100/DV
4,8 x 6,3 R1/4	75	2,5	15	SP06/025/DV
4,8 x 6,3 R1/4	75	5	30	SP06/050/DV
4,8 x 6,3 R1/4	75	7,5	45	SP06/075/DV
4,8 x 6,3 R1/4	75	10	60	SP06/100/DV
4,8 x 6,3 R1/4	75	15	90	SP06/150/DV
4,8 x 6,3 R1/4	75	22,5	140	SP06/225/DV
6,3 x 7,9 R 1/4	75	2,5	15	SP08/025/DV
6,3 x 7,9 R 1/4	75	5	30	SP08/050/DV
6,3 x 7,9 R 1/4	75	7,5	45	SP08/075/DV
6,3 x 7,9 R 1/4	75	10	60	SP08/100/DV
6,3 x 7,9 R 1/4	75	15	90	SP08/150/DV
6,3 x 7,9 R 1/4	75	22,5	135	SP08/225/DV

## Completely assembled with Swivel Fittings

## RECTULASTIC




Inside x Outside ø mm	Coil Outside Diameter mm	Max. Working Length m	Approx. Coils	Part Number
7,9 x 9,5 R 1/4	115	2,5	10	SP10/025/DV
7,9 x 9,5 R 1/4	115	5	20	SP10/050/DV
7,9 x 9,5 R 1/4	115	7,5	30	SP10/075/DV
7,9 x 9,5 R 1/4	115	10	40	SP10/100/DV
7,9 x 9,5 R 1/4	115	15	60	SP10/150/DV
7,9 x 9,5 R 1/4	115	22,5	90	SP10/225/DV
9,5 x 11,8 R 3/8	140	2,5	8	SP12/025/DV
9,5 x 11,8 R 3/8	140	5	15	SP12/050/DV
9,5 x 11,8 R 3/8	140	7,5	23	SP12/075/DV
9,5 x 11,8 R 3/8	140	10	31	SP12/100/DV
9,5 x 11,8 R 3/8	140	15	46	SP12/150/DV
9,5 x 11,8 R 3/8	140	22,5	70	SP12/225/DV
12,7 x 15,8 R 1/2	220	5	10	SP16/050/DV
12,7 x 15,8 R 1/2	220	7,5	15	SP16/075/DV
12,7 x 15,8 R 1/2	220	10	20	SP16/100/DV
12,7 x 15,8 R 1/2	220	15	30	SP16/150/DV
12,7 x 15,8 R 1/2	220	22,5	47	SP16/225/DV

with swivel fittings  
and spring guards (Type DV)

## Completely assembled with Coupling and Plug

## RECTULASTIC




Inside x Outside ø mm	Coil Outside Diameter mm	Max. Working Length m	Approx. Coils	Part Number
6,3 x 7,9	75	2,5	15	SP08/025/K+S
6,3 x 7,9	75	5	30	SP08/050/K+S
6,3 x 7,9	75	7,5	45	SP08/075/K+S
6,3 x 7,9	75	10	60	SP08/100/K+S
6,3 x 7,9	75	15	90	SP08/150/K+S
6,3 x 7,9	75	22,5	135	SP08/225/K+S
7,9 x 9,5	115	2,5	10	SP10/025/K+S
7,9 x 9,5	115	5	20	SP10/050/K+S
7,9 x 9,5	115	7,5	30	SP10/075/K+S
7,9 x 9,5	115	10	40	SP10/100/K+S
7,9 x 9,5	115	15	60	SP10/150/K+S
7,9 x 9,5	115	22,5	90	SP10/225/K+S
9,5 x 11,8	140	2,5	8	SP12/025/K+S
9,5 x 11,8	140	5	15	SP12/050/K+S
9,5 x 11,8	140	7,5	23	SP12/075/K+S
9,5 x 11,8	140	10	31	SP12/100/K+S
9,5 x 11,8	140	15	46	SP12/150/K+S
9,5 x 11,8	140	22,5	70	SP12/225/K+S

with 26 series coupling and plug  
with spring guards



# RECTUFLEX



## Technical Description

Nycoil polyurethane hose was developed to eliminate the two most common limitations of nylon self-storing hoses, kinking and abrasion resistance. This light-weight, yet extremely durable hose is ideal for use in tough work areas or highly mobile applications.

## Special Physical Features

- Light weight (specific weight 9x lower as copper)
- Wide temperature range
- High resistance against moisture
- Saltwater insensitive
- Long service

## Mechanical Features

- High vibration prevention
- Perfect abrasion resistance
- High compression characteristics
- Low flow reduction for all kind of media
- Constant solidity

## Applications

- Compressed Air Lubrication grease/oil Gasoline
- Hydraulics
- Vacuum
- Chemicals (on request) Food and beverage (on request)

## Advantages

- Quick assembly possible
- Light weight
- Low pressure drop
- Different colors for identification
- Good storage possibility due to box packing (straight hoses)
- High abrasion resistance
- Very small bending radius and tight coil diameter economizes on work and storage space
- Working length is 80% of total hose length
- 25 % lighter than rubber
- Specially developed swivel fittings offer lowest possible air flow restrictions
- Superior elasticity and coil memory

## Working Temperature Hose:

-40°C up to +75°C

## Working Temperature Hose Assembled:

-20°C up to +70°C

Maximum operating pressure:  
see chart

## Durometer:

95 Shore A

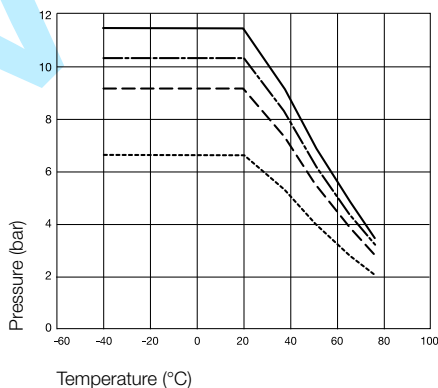
All technical data refers to air applications. We will gladly assist you for other media.

## Flow diagrams

### Relation Working Pressure / Temperature

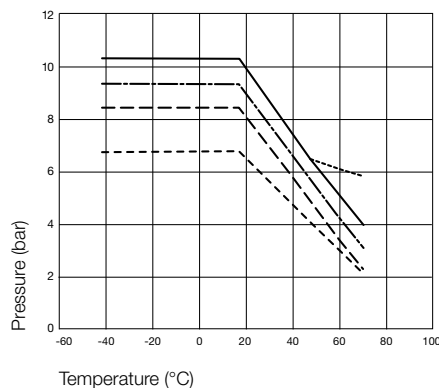
The pressure specifications apply only for the hose and not for the connection fittings.

### Straight




- PU040
- - - PU100
- - - PU060, MPS/06
- ..... PU080, PU120, MPS/08

### Coiled



- PU10, PU19
- - - PU15, MPC06
- - - PU12
- ..... PU08
- - - MPC08




Inside x Outside ø mm	Coil Outside Diameter mm	Working Length m	Part Number Blue*	Part Number Red*
2,5 x 4,0		25	PU040/025/03	PU040/025/02
2,5 x 4,0		50	PU040/050/03	PU040/050/02
2,5 x 4,0		100	PU040/100/03	PU040/100/02
4,0 x 6,0		25	PU060/025/03	PU060/025/02
4,0 x 6,0		50	PU060/050/03	PU060/050/02
4,0 x 6,0		100	PU060/100/03	PU060/100/02
6,0 x 8,0		25	PU080/025/03	PU080/025/02
6,0 x 8,0		50	PU080/050/03	PU080/050/02
6,0 x 8,0		100	PU080/100/03	PU080/100/02
6,5 x 10,0		25	PU100/025/03	PU100/025/02
9,0 x 12,0		25	PU120/025/03	PU120/025/02

\* Hoses in black or transparent available on request.

## Multicolor straight


## RECTUFLEX



Inside x Outside ø mm	Coil Outside Diameter mm	Working Length m	Part Number 2-color	Part Number 4-color
4,0 x 6,0		25	MPS02/06/025	MPS04/06/025
6,0 x 8,0		25	MPS02/08/025	MPS04/08/025

## Completely assembled


## RECTUFLEX

	Inside x Outside ø mm	Coil Outside Diameter mm	Working Length m	Connection	Part Number
	5,0 x 8,0	40	2	G 1/4	PU08/020/DV
	5,0 x 8,0	40	3	G 1/4	PU08/030/DV
	5,0 x 8,0	40	4	G 1/4	PU08/040/DV
	5,0 x 8,0	40	6	G 1/4	PU08/060/DV
	5,0 x 8,0	40	7,5	G 1/4	PU08/075/DV
	6,3 x 9,5	60	2	G 1/4	PU10/020/DV
	6,3 x 9,5	60	3	G 1/4	PU10/030/DV
	6,3 x 9,5	60	4	G 1/4	PU10/040/DV
	6,3 x 9,5	60	6	G 1/4	PU10/060/DV
	6,3 x 9,5	60	7,5	G 1/4	PU10/075/DV
	8,0 x 12,0	80	3	G 3/8	PU12/030/DV
	8,0 x 12,0	80	4	G 3/8	PU12/040/DV
	8,0 x 12,0	80	6	G 3/8	PU12/060/DV
	8,0 x 12,0	80	7,5	G 3/8	PU12/075/DV
	9,5 x 15,0	110	3	G 3/8	PU15/030/DV
	9,5 x 15,0	110	4	G 3/8	PU15/040/DV
	9,5 x 15,0	110	6	G 3/8	PU15/060/DV
	9,5 x 15,0	110	7,5	G 3/8	PU15/075/DV
	12,0 x 19,0	110	6	R 1/2	PU19/060/DV
	12,0 x 19,0	110	7,5	R 1/2	PU19/075/DV

with straight extensions 508 mm and 127mm

## Multicolor coiled

## RECTUFLEX


	Inside x Outside ø mm	Coil Outside Diameter mm	Working Length m	Part Number 2-color	Part Number 4-color
	4,0 x 6,0	60	2,5	MPC02/06/025	MPC04/06/025
	4,0 x 6,0	60	6	MPC02/06/060	MPC04/06/060
	4,0 x 6,0	60	7,5	MPC02/06/075	MPC04/06/075
	6,0 x 8,0	60	2,5	MPC02/08/025	MPC04/08/025
	6,0 x 8,0	60	6	MPC02/08/060	MPC04/08/060
	6,0 x 8,0	60	7,5	MPC02/08/075	MPC04/08/075

KOVAR S.r.o.





# RECTUFLEX



## Technical Description

The extremely elastic Nycoil polyurethane hose with straight extension (100 mm at the connecting end, coils in various lengths, 2000 mm at the tool connection end) has the same favourable properties as our conventional coiled hoses: high shape recovery, low looping tendency, higher abrasion resistance, outstanding stability with very low empty weight. In addition, the straight extensions guarantee more freedom of movement and easier handling in the hard working process.

## Advantages

- Extremely flexible – resists kinking
- Impervious to abrasions, heat and oil
- Specially developed swivel fittings offer lowest possible air flow restrictions
- Specially designed retainer sleeve also provides strain relief
- Superior elasticity and coil memory
- Working length is 80% of total hose length
- Very small bending radius and tight coil diameter economizes on work and storage space
- 25% lighter than rubber – easy handling
- Highly resistant to wear – five times the life of rubber
- Low tension – easy to work with
- Eases user fatigue
- Swivel fittings nickel plated
- Greater freedom of movement and easy handling through straight extensions at both ends
- Easy do-it-yourself assembly of couplings, plugs or fixed screw connections (on request with protective sleeve)

## Applications

- Pneumatic control
- Air tools
- Assembly workstations
- Laboratories
- Electronic assemblies
- Robotics
- Machine tools
- Instrumentation
- Automobile Industry

## Working Temperature Hose:

-40°C up to +75°C

## Working Temperature Hose Assembled:

-20°C up to +70°C

## Maximum operating pressure:

see chart

## Durometer:

95 Shore A

## Color:

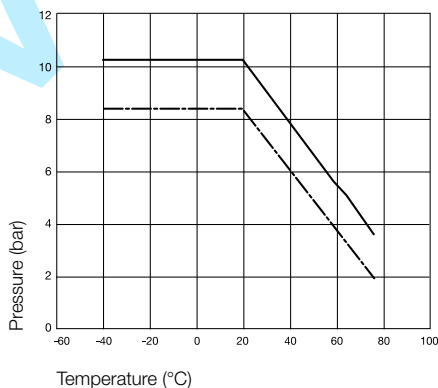
blue (Other colors available on request)

All technical data refers to air applications. We will gladly assist you for other media.


## Flow diagrams

### Relation Working Pressure / Temperature

The pressure specifications apply only for the hose and not for the connection fittings.







— PU10  
- - - PU12

	Inside x Outside ø mm	Nominal Outside Diameter mm	3 m* Part Number	6 m* Part Number	7,5 m* Part Number
	6,3 x 9,5	60	PU10/230	PU10/260	PU10/275
	8,0 x 12,0	60	PU12/230	PU12/260	PU12/275

\* total hose length

## Fittings

## RECTUFLEX

	Easy do-it-yourself assembly for coupling and plug 25 Series for PU 10 and PU 12 hoses	Part Number
	Coupling with spring guard for PU10	25KAKU10SPN
	Coupling with spring guard for PU12	25KAKU12SPN
	Plug with spring guard for PU10	26SFKU10MXN
	Plug with spring guard for PU12	26SFKU12MXN
	Fixed screw connection with spring guard for PU10	SV17/10AN
	Fixed screw connection with spring guard for PU12	SV17/12AN
	Protective sleeve (black)	T1300-351BK



# Polyurethane Inner Braided Hose SUPERBRAID

Low Pressure



## Technical Description

Superbraid polyurethane recoil hose is extruded with an inner braid for additional strength. This „integral piece“ process eliminates the need of bonding individual layers of hoses, braiding and cover which tend to separate overtime due to bending, flexing and pulsating. Superbraid combines the durability of bulkier hoses with the kink resistance and elasticity of polyurethane to make a tough, long lasting hose that is user friendly. Superbraid can be used with either our barb and sleeve fittings or reusable polyurethane fittings.

## Advantages

- Same flexibility as a polyurethane hose
- Usable at 15 bar (safety factor of 4 to 1)
- Flexible even at -40°C
- Highly kinking resistant; virtually undamaged by twisting or crushing
- Extremely flexible and easy to use; minimizes worker fatigue
- Superior elasticity and coil memory
- Excellent abrasion resistance;
- 6 to 10 times better than rubber or nylon
- Factory applied thread sealant supplied on male swivel fitting
- Very small bending radius and tight coil diameter economizes on work and storage space
- Both fittings nickel plated

## Working Temperature:

-40°C up to +75°C

## Maximum Operating Pressure:

see chart

## Durometer:

85 Shore A

## Color:

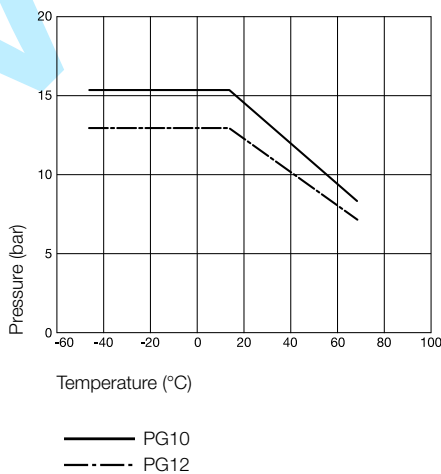
light blue -transparent-

All technical data refers to air applications. We will gladly assist you for other media.

## Flow diagrams


### Relation Working Pressure / Temperature

The pressure specifications apply only for the hose and not for the connection fittings.




## Straight Hoses

## SUPERBRAID

	Inside x Outside ø mm	Coil Outside Diameter mm	Working Length m	Connection	Part Number
 <p>with fabric lining</p>	6,3 x 9,5		25		PG10/025
	7,9 x 11,7		25		PG12/025

## Coiled Hoses

## SUPERBRAID

	Inside x Outside ø mm	Coil Outside Diameter mm	Working Length m	Connection	Part Number
 <p>with fabric lining</p>	6,3 x 9,5	42	3	G 1/4	PG10/030/DV
	6,3 x 9,5	42	6	G 1/4	PG10/060/DV
	6,3 x 9,5	42	7,5	G 1/4	PG10/075/DV
	7,9 x 11,7	55	3	G 3/8	PG12/030/DV
	7,9 x 11,7	55	6	G 3/8	PG12/060/DV
	7,9 x 11,7	55	7,5	G 3/8	PG12/075/DV
	fully assembled with 2x nickel-plated, swivel screw connections				



# ULTRA-LITE SUPERBRAID



## Technical Description

Thanks to the special production techniques, this hose keeps what it promises, even after frequent use and under extreme conditions. Ultra-Lite is made of polyurethane which is reinforced by a hose braid made of Dacron Polyester. Unlike conventional 3-layer textile hoses where the individual layers are not permanently bonded to each other, our Nycoil Ultra-Lite is specially made. The hose is heated and the different layers, textile and PU, melt to form a permanent bond with each other. Thanks to this process, the Ultra-Lite is extremely flexible and, above all, extremely durable. Its high level of flexibility and low weight make for easy handling. The Ultra-Lite retains its properties down to temperatures as low as -40°C.

## Advantages

- Approx. 20% lighter than comparable hoses
- Further weight reduction through production of threaded couplings and hose nuts in light aluminium
- This allows us to reduce the total weight of the hose system, with all advantages of easy hose handling
- Extremely flexible even down to -40°C
- Anti-kink
- Highly temperature-resistant
- Easy do-it-yourself assembly
- of couplings, plugs or fixed screw connections from various Rectus series (available with protective sleeve on request)

## Working Temperature:

-40°C up to +75°C

## Maximum Operating Pressure:

see chart

## Color:

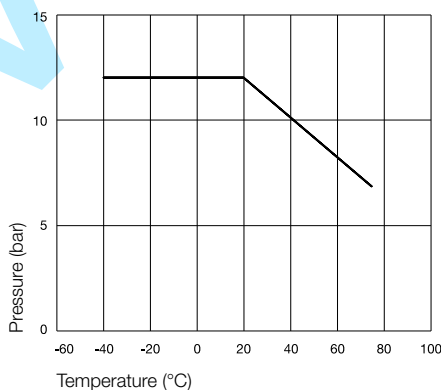
yellow

All technical data refers to air applications. We will gladly assist you for other media.

## Flow diagrams

### Relation Working Pressure / Temperature


The pressure specifications apply only for the hose and not for the connection fittings.



— SU13, SU17

## Straight Hose




## ULTRA-LITE SUPERBRAID

	Inside x Outside ø mm	Coil Outside Diameter mm	Working Length m	Weight g/m	Part Number
	9,5 x 13,0		25	75	SU13/025/05
	12,7 x 17,4		25	127	SU17/025/05

## Self-assembly connections for SU13

## ULTRA-LITE SUPERBRAID

For matching protective sleeves for the protection of the surfaces please refer to Page 350

	Series	Flow at 6 bar (Pressure drop 0,5 bar) in l/min	Weight g	Part Number
	Coupling Series 1600	2100	100	1600KAKU13SPN
	Coupling Series 31	1060	90	31KAKU13SPN
	Coupling Series 1400	960	90	1400KAKU13SPN
	Plug Series 26 (1600)		50	26SFKU13MXN
	Plug Series 31		55	31SFKU13MXN
	Plug Series 23 (1400)		55	23SFKU13MXN
	fixed screw connection G 3/8		50	SV17/13AN
	fixed screw connection G 1/2 f. SU17		60	SV21/17AN



# RECTUSOFT



## Technical Description

The new generation of highly flexible Rectus hoses consists of a textile-reinforced, 3-ply PVC hose with a smooth inner tube, polyester thread insert and abrasion-proof outer covering.

## Advantages

- Low weight
- Very high flexibility
- Highly resistant
- High resistance to pressure
- UV-resistant
- Long service life
- shock and tread- resistant, non-buckling
- manufacturer's imprint with technical specifications
- TÜV-certified

## Working Temperature:

-15°C up to +60°C

## Maximum Operating Pressure at +23°C:


15 bar

## Bursting Pressure at +23°C:

63 bar

## Color:

light blue



Inside x Outside ø mm	Coil Outside Diameter mm	Package Unit	Part Number
6,3 x 11,0	45	50	PVC06/050/03
9,0 x 14,5	63	50	PVC09/050/03
12,7 x 19,0	89	50	PVC12/050/03



# Hose Accessories

## Hose Cutter



(up to outside Diameter 14 mm)

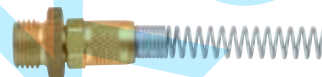
	L	L1	Part Number
	79	25	RP71-00

## Swivelling Spring Guard



	Connection mm	HEX	Length	Version	Part Number
	R 1/8 3,1 x 4,7	11		Brass	DV10/05
	R 1/4 4,8 x 6,3	14		Brass	DV13/06
	R 1/4 6,3 x 7,9	14		Brass	DV13/08
	R 1/4 7,9 x 9,5	15		Brass	DV13/10
	R 3/8 9,5 x 11,8	19		Brass	DV17/12
	R 1/2 12,7 x 15,8	22		Brass	DV21/16


## Fixed Spring Guard




with spring guard  
\* with inner cone 45°

	Connection mm	HEX	Length	Version	Part Number
	M 5 4,0 x 6,0	8	103	Brass	SV05/06
	G 1/8 4,0 x 6,0	12	103	Brass	SV10/06
	G 1/8 6,0 x 8,0	12	106	Brass	SV10/08
	G 1/4 4,0 x 6,0	17	103	Brass	SV13/06
	G 1/4 6,0 x 8,0	17	106	Brass	SV13/08
	G 1/4 8,0 x 10,0	17	119	Brass	SV13/10
	G 1/4 9,0 x 12,0	17	123	Brass	SV13/12
	G 3/8 6,0 x 8,0 *	19	106	Brass	SV17/08
	G 3/8 8,0 x 10,0 *	19	119	Brass	SV17/10
	G 3/8 9,0 x 12,0 *	19	123	Brass	SV17/12


## Reusable Swivel Fittings

	Connection mm	for Hose	Part Number
 swivelling	G 1/4	PU08	PV13/08
	G 1/4	PU10	PV13/10
	G 3/8	PU12	PV17/12
	G 3/8	PU15	PV17/15


## Worm Drive Hose Clips

	Spread mm	Height mm	Part Number
	10-16	8	KA1016
	12 - 22	8	KA1222
	16 - 27	8	KA1627
	23 - 35	9	KA2335
	30 - 45	9	KA3045
	32 - 50	12	KA3250
	40 - 60	12	KA4060
	50 - 70	12	KA5070
	60 - 80	12	KA6080

## ,O'-Clips

	Spread mm	Height mm	Part Number
	5 - 7	6	KB0507
	7 - 9	7	KB0709
	9 - 11	7	KB0911
	11 - 13	7	KB1113
	13 - 15	7,5	KB1315
	15 - 18	8	KB1518
	17 - 20	8,5	KB1720
	20 - 23	9	KB2023
	25 - 28	10	KB2528
	28 - 31	10	KB2831
	31 - 34	10	KB3134
	34 - 37	10	KB3437
	37 - 40	10	KB3740
	40 - 43	10	KB4043
	43 - 46	10	KB4346

## Hose Drum

	Description	Connection	Working Length m	Working Pressure bar	Part Number
	- PU-Hose (9,0 x 14,5), black	Series 25KA	15	15	DST915-25
	- Casing made of polypropylene				
	- no mechanical guidance				
	- Completely assembled with coupling and plug 25 series				
	- CE-certified				