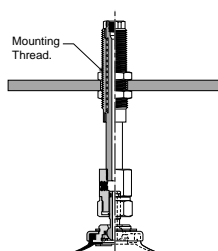


PUTYS Vacuum Cup Assemblies



Installation

Note:
When installing cup assemblies, use a sealant material to secure the assembly and prevent vacuum leakage.



Model Number Index

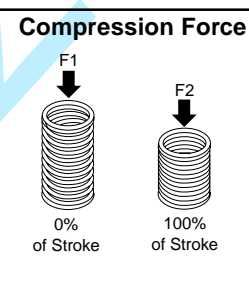
PUTYS

10 3

NBR

M5

Cup Diameter [mm]	Stroke [mm]	Cup Material	Vacuum Ports
10 10	3, 10, 15	NBR Nitrile Rubber	M5 M5
15 15		SI Silicone	G1 1/8 BSPP
20 20	6, 15, 30	More materials on request. Please see page 8 for material specifications.	
25 25			
30 30			
35 35			
40 40			
50 50			
60 60	10, 30, 50		
80 80			
100 100			
120 120	20, 50		
150 150			
200 200			



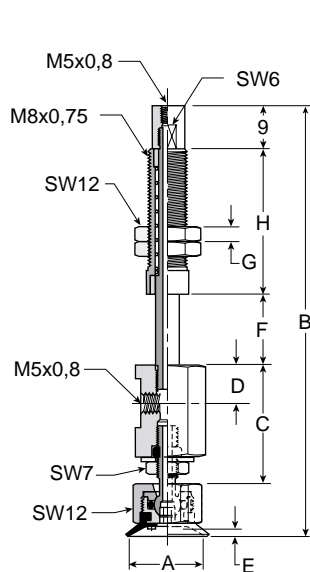
Bulkhead Level Compensator for PUGB Cups

PUGB Cup Diameter [mm]	UTYS Part Number	Vacuum Ports	F1 N	F2 N
10	UTYS-10-3-M5	M5x0,8 Female	0,49	0,59
15	UTYS-10-10-M5		0,49	0,59
	UTYS-10-15-M5		0,49	0,59
20	UTYS-20-6-M5	M5x0,8 Female	2,5	3,4
25	UTYS-20-15-M5		2,5	4,9
30	UTYS-20-30-M5		2,9	5,9
35		M5x0,8 Female	2,5	3,4
40	UTYS-40-6-M5		2,5	4,9
50	UTYS-40-15-M5		2,9	5,9
	UTYS-40-30-M5	G1: 1/8 BSPP	6,8	15,6
60	UTYS-60-25-G1		8,3	19,6
80	UTYS-60-45-G1		9,5	21
100	UTYS-60-65-G1	G2: 1/4 BSPP	15,6	29
120	UTYS-120-20-G2		14,7	29
150	UTYS-120-70-G2		15,6	29
200	UTYS-200-20-G2	G2: 1/4 BSPP	14,7	29
	UTYS-200-70-G2		15,6	29

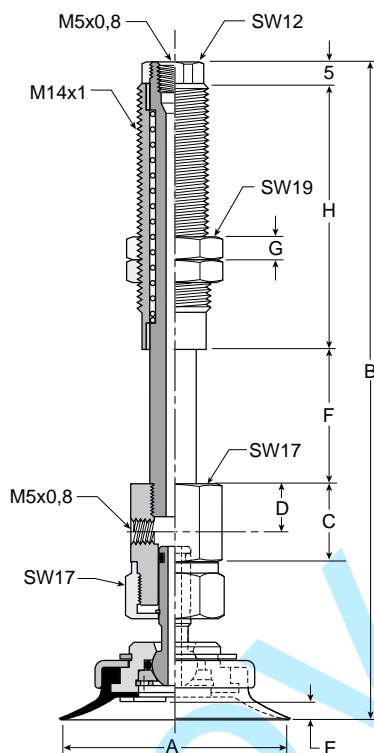
Millimeter

Dimensions

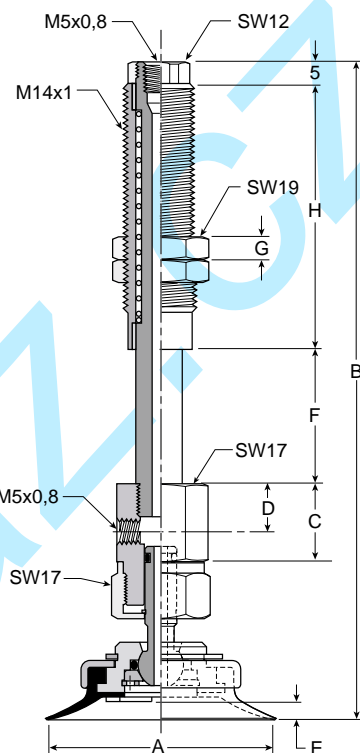
PUTYS103 thru
PUTYS1515



PUTYS206 thru
PUTYS3530



PUTYS406 thru
PUTYS5030



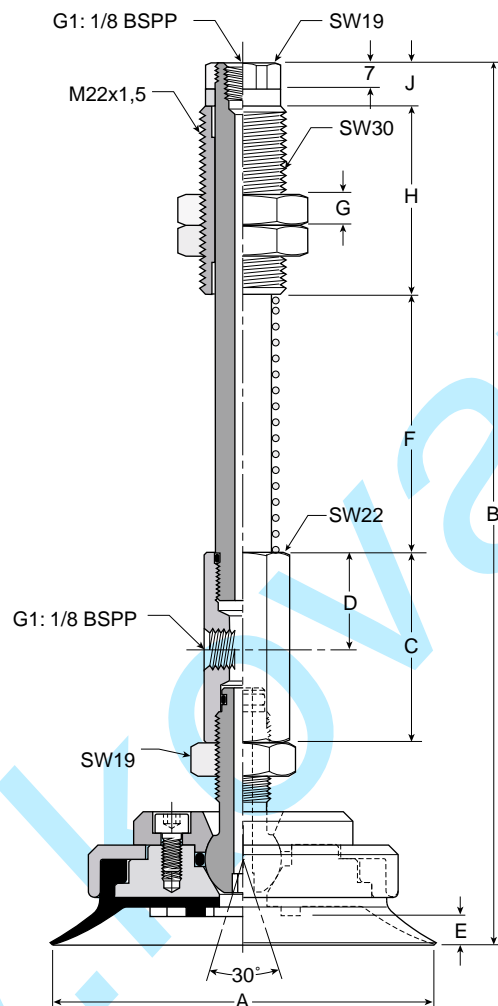
Model Number	ØA	B	C	D	E	F	G	H	Wt [g]
PUTYS103*	10	67,5	18,5	8	1	3	3	23	25
PUTYS1010*	10	74,5	18,5	8	1	10	3	23	26
PUTYS1015*	10	87	18,5	8	1	15	3	30,5	28
PUTYS153*	15	68,5	18,5	8	1,4	3	3	23	25
PUTYS1510*	15	75,5	18,5	8	1,4	10	3	23	26
PUTYS1515*	15	88	18,5	8	1,4	15	3	30,5	28
PUTYS206*	20	89,5	16	10	2	6	5	36	89
PUTYS2015*	20	98,5	16	10	2	15	5	36	94
PUTYS2030*	20	135,5	16	10	2	30	5	58	119
PUTYS256*	20	90	16	10	2,5	6	5	36	89
PUTYS2515*	20	99	16	10	2,5	15	5	36	94
PUTYS2530*	20	136	16	10	2,5	30	5	58	119
PUTYS306*	30	90,5	16	10	2	6	5	36	94
PUTYS3015*	30	99,5	16	10	2	15	5	36	99
PUTYS3030*	30	136,5	16	10	2	30	5	58	124
PUTYS356*	30	91,5	16	10	3	6	5	36	94
PUTYS3515*	30	100,5	16	10	3	15	5	36	99
PUTYS3530*	30	137,5	16	10	3	30	5	58	124
PUTYS406*	40	97,5	17	10	3	6	5	36	123
PUTYS4015*	40	106,5	17	10	3	15	5	36	128
PUTYS4030*	40	143,5	17	10	3	30	5	58	153
PUTYS506*	50	98,5	17	10	4	6	5	36	123
PUTYS5015*	50	107,5	17	10	4	15	5	36	128
PUTYS5030*	50	144,5	17	10	4	30	5	58	154

Millimeter

* Cup Material

Dimensions

PUTYS6010 thru
PUTYS10050



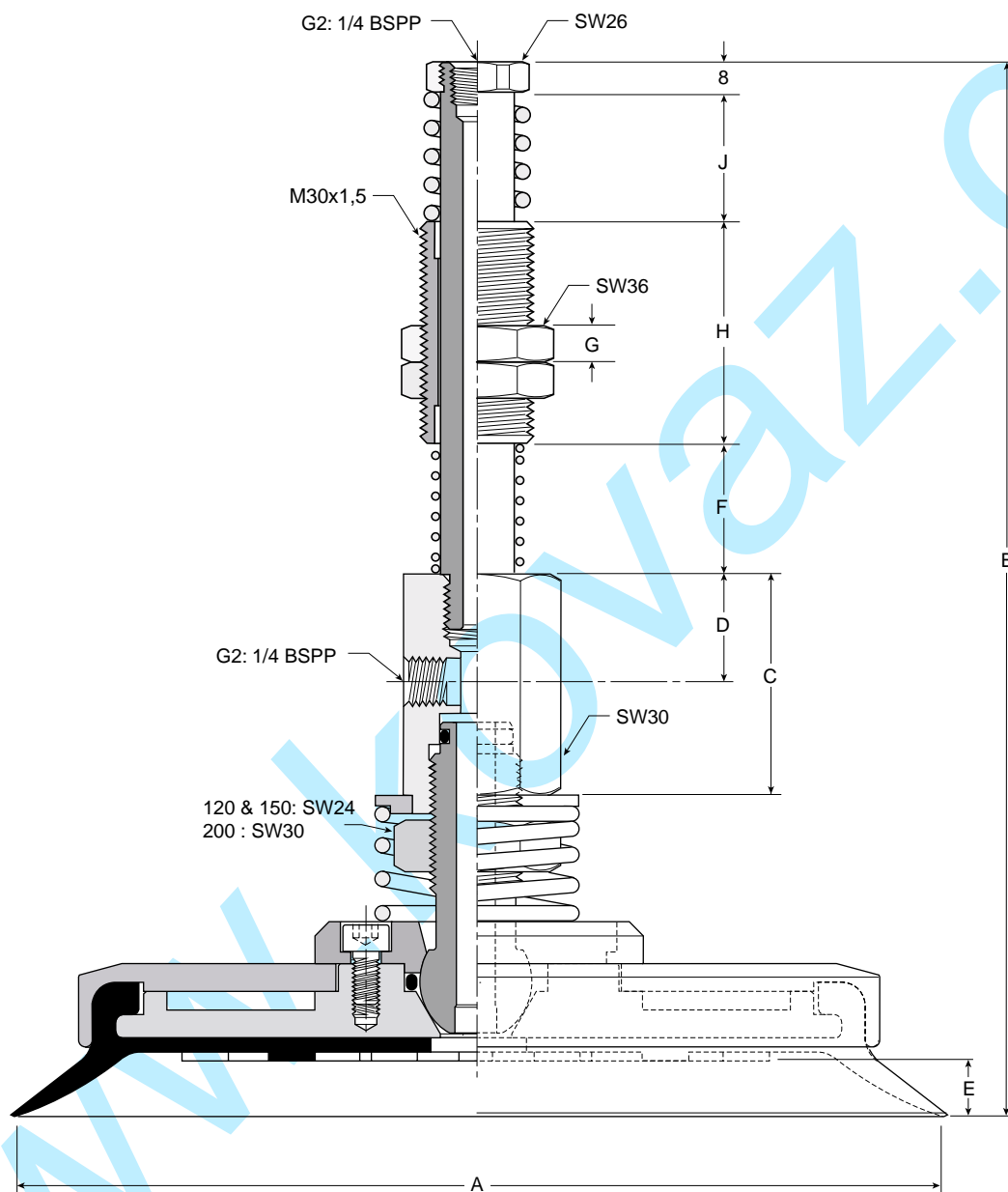
Model Number	ØA	B	C	D	E	F	G	H	J	Wt [g]
PUTYS6025*	60	185	40	20	5	45	10	50	12	487
PUTYS6045*	60	210	40	20	5	70	10	50	12	521
PUTYS6065*	60	235	40	20	5	90	10	50	12	548
PUTYS8025*	80	187	40	20	6	45	10	50	12	559
PUTYS8045*	80	212	40	20	6	70	10	50	12	595
PUTYS8065*	80	237	40	20	6	90	10	50	12	620
PUTYS10025*	30	187	40	20	6	45	10	50	12	729
PUTYS10045*	30	212	40	20	6	70	10	50	12	756
PUTYS10065*	30	237	40	20	6	90	10	50	12	1414

Millimeter

* Cup Material

Dimensions

PUTYS12020 thru
PUTYS20070



Model Number	ØA	B	C	D	E	F	G	H	J	Wt [g]
PUTYS12020*	120	251	60	27	8	35	10	60	35	1414
PUTYS12070*	120	316	60	27	8	100	10	60	35	1495
PUTYS15020*	120	253	60	27	10	35	10	60	35	1640
PUTYS15070*	120	318	60	27	10	100	10	60	35	1721
PUTYS20020*	120	279	60	27	12	35	10	60	35	2780
PUTYS20070*	120	324	60	27	12	100	10	60	35	2861

Millimeter

* Cup Material