

PUYK Vacuum Cup Assemblies



Model Number Index

PUYK - 10 - NBR

Cup Diameter [mm]			
10	10	30	30
15	15	35	35
20	20	40	40
25	25	50	50

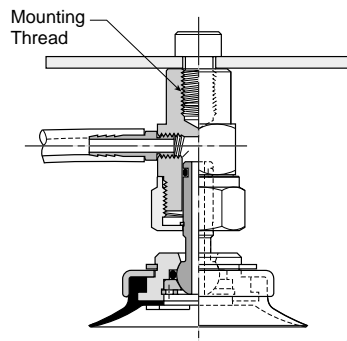
Cup Material	
NBR	Nitrile Rubber
SI	Silicone

More materials on request.
Please see page 8 for material specifications.

Installation

Note:

When installing cup assemblies, use a sealant material to secure the assembly and prevent vacuum leakage.

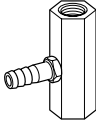
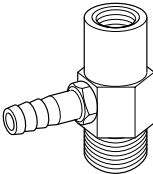
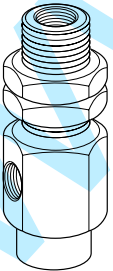


PUTYK - 60 - NBR - G1

Cup Diameter [mm]			
60	60	120	120
80	80	150	150
100	100	200	200

Vacuum Port	
Blank	Barb
G1	1/8 BSPP
G2	1/4 BSPP
See Chart Below	

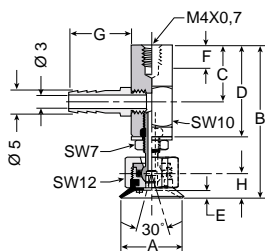
90° Barbed Adapter for PUGB Cups

PUGB Cup Diameter [mm]	UYK Fitting Part Number	Mounting Thread
 <div>10</div> <div>15</div>	UYK-10	M4x0,7 Female
 <div>20</div> <div>25</div> <div>30</div> <div>35</div> <div>40</div> <div>50</div>	UYK-20 UYK-40	M6x1 Female M8x1,25 Female
 <div>60</div> <div>80</div> <div>100</div> <div>120</div> <div>150</div> <div>200</div>	UTYK-60-G1 UTYK-120-G1 UTYK-200-G2	M16x1,5 Male M22x1,5 Male M22x1,5 Male

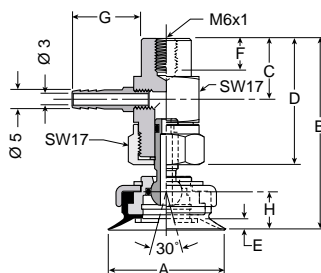
Millimeter

Dimensions

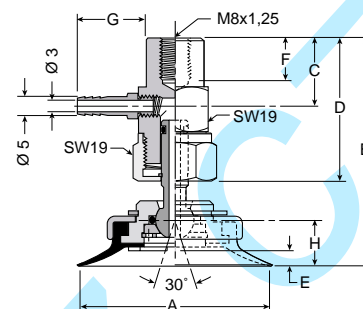
PUYK-10 thru
PUYK-15



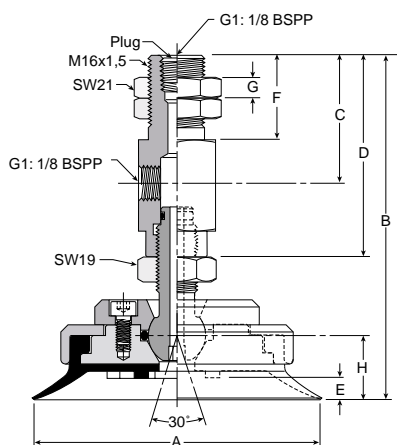
PUYK-20 thru
PUYK-35



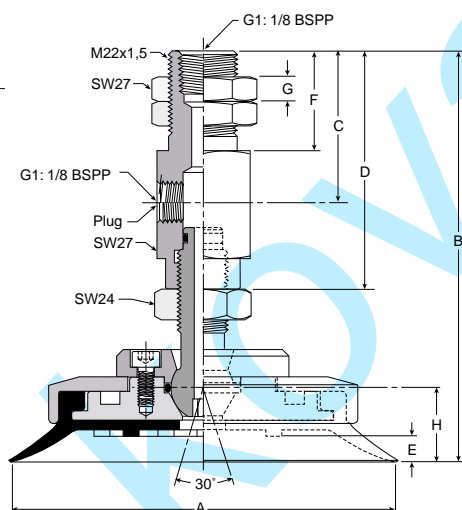
PUYK-40 and
PUYK-50



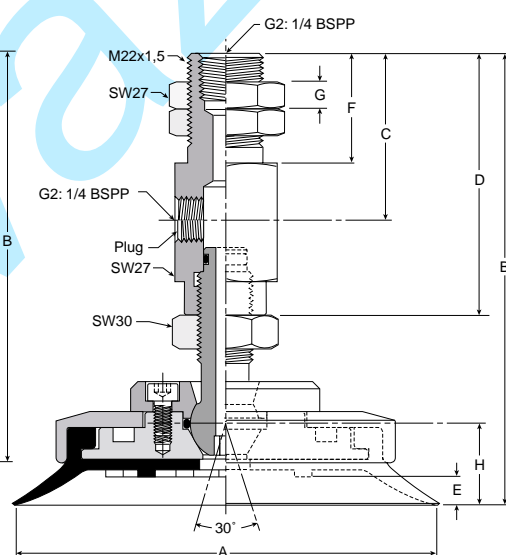
PUTYK-60 thru
PUTYK-100



PUTYK-120 thru
PUTYK-150



PUTYK-200



Model Number	ØA	B	C	D	E	F	G	H	Wt [g]
PUYK-10*	10	36,5	14	22,5	1	6	21	5	20
PUYK-15*	15	37,5	14	22,5	1,4	6	21	5	20
PUYK-20*	20	49	16	33	2	8	24,5	9	66
PUYK-25*	25	49,5	16	33	2,5	8	24,5	9,5	66
PUYK-30*	30	50	16	33	2	8	24,5	10	73
PUYK-35*	35	51	16	33	3	8	24,5	11	73
PUYK-40*	40	59	18	38	3	10	25,5	11	116
PUYK-50*	50	60	18	38	4	10	25,5	12	117
PUTYK-60*	60	93	35	55	5	23	6	16	352
PUTYK-80*	80	95	35	55	6	23	6	18	444
PUTYK-100*	100	95	35	55	6	23	6	18	568
PUTYK-120*	120	128	46	75	8	32	8	23	63
PUTYK-150*	150	130	46	75	10	32	8	25	1107
PUTYK-200*	200	140	46	79	12	32	8	29	2340

Millimeter

* Cup Material