

PFYK Vacuum Cup Assemblies



Model Number Index

PFYK - **5A** - **NBR** - **—**

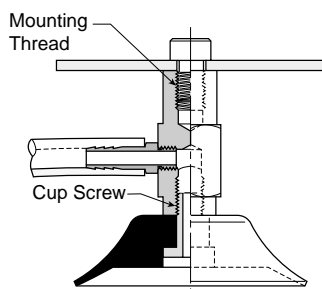
Cup Diameter [mm]				Cup Material	Vacuum Port
2A	2	35	35	NBR Nitrile Rubber	Blank Barb
3.5A	2	40	40		G1 1/8 BSPP
5A	5	50	50		See Chart Below
6A	6	60	60	SI Silicone U Urethane	
8A	8	80	80		
10A	10	95	95		
15A	15	120	120		
20B	20	150	150		
25	25	200	200		
30	30				

More materials on request.
Please see page 8 for material specifications.

Installation

Note:

When installing cup assemblies, use a sealant material to secure the assembly and prevent vacuum leakage.



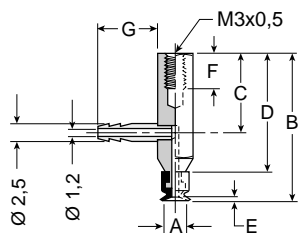
90° Barbed Adapter for PFG Cups

PFG Cup Diameter [mm]	FYK Part Number	Mounting Thread
2A 3.5A 5A 6A 8A 10A 15A	FYK-2A	M3x0,5 Female
20B 25 30 35 40 50	FYK-20B	M6x1,0 Female
60 80 95	FYK-60-G1	M8x1,25 Female
120 150 200	FYK-120-G1	M16x1,5 Female

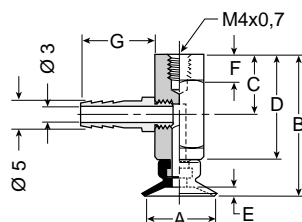
Millimeter

Dimensions

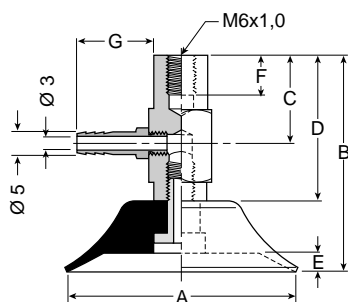
PFYK-2A thru
PFYK-3.5A



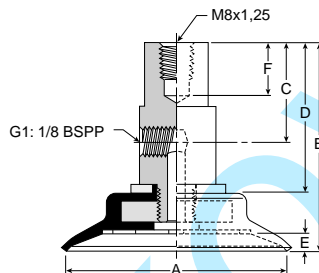
PFYK-5A thru
PFYK-15A



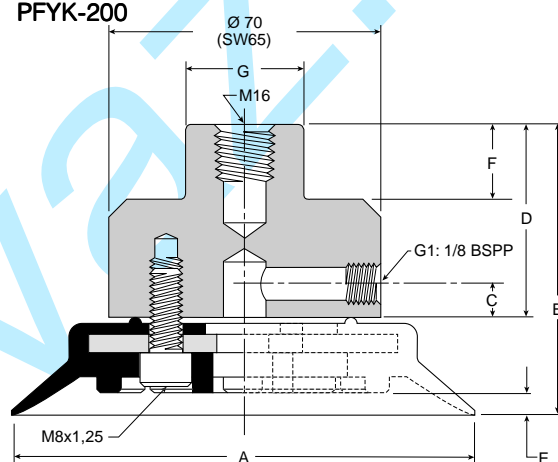
PFYK-20B thru
PFYK-50



PFYK-60 thru
PFYK-95



PFYK-120 thru
PFYK-200



Model Number	ØA	B	C	D	E	F	G	Wt [g]
PFYK-2A-*	2	20	11	16	0,5	0,5	8,5	3
PFYK-3.5A-*	3,5	20	11	16	0,5	0,5	8,5	3
PFYK-5A-*	5	29	13	22,5	0,8	6	16	16
PFYK-6A-*	6	29	13	22,5	0,8	6	16	16
PFYK-8A-*	8	29,5	13	22,5	1,2	6	16	16
PFYK-10A-*	10	30	13	22,5	1,5	6	16	16
PFYK-15A-*	15	30	14	22	1,9	6	16	20
PFYK-20B-*	20	32	14	22	2,3	6	16	20
PFYK-25-*	25	46	20	32	3	8	16	40
PFYK-30-*	30	44	20	32	2	8	16	40
PFYK-35-*	35	46	20	32	3	8	16	40
PFYK-40-*	40	46	20	32	3,5	8	16	50
PFYK-50-*	50	47	20	32	4	8	16	55
PFYK-60-*-†	60	58,5	28	40	5	11	—	120
PFYK-80-*-†	80	60,5	28	40	6	11	—	160
PFYK-95-*-†	95	61	28	40	6	11	—	210
PFYK-120-*-†	120	75,5	12	50	6	20	Ø 30	640
PFYK-150-*-†	150	82,5	12	50	9	20	Ø 30	910
PFYK-200-*-†	200	87,5	12	50	13	20	Ø 30	1200

Millimeter

* Cup Material

† Vacuum Port