

## PFTF Vacuum Cup Assemblies



## Model Number Index

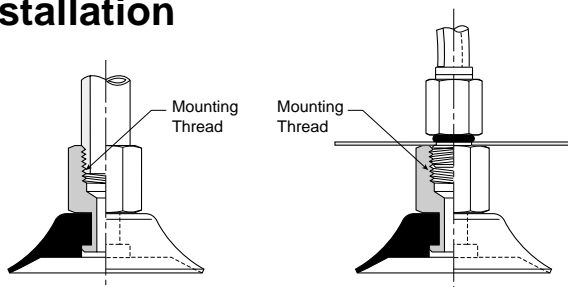
**PFTF - 5A - NBR - M5**

Cup Diameter [mm]		Cup Material	Mounting Thread
5A	5	NBR Nitrile Rubber	M5 M5
6A	6		G1 1/8 BSPP
8A	8		G2 1/4 BSPP
10A	10	SI Silicone	G4 1/2 BSPP
15A	15		
20B	20		
25	25	U Urethane	
30	30		
35	35		

More materials on request.  
Please see page 8 for material specifications.

**See Chart Below**

## Installation



### Note:

When installing cup assemblies, use a sealant material to secure the assembly and prevent vacuum leakage.

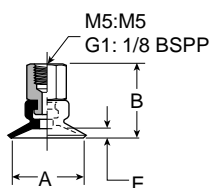
## Female Thread Fitting for PFG Cups

PFG Cup Diameter [mm]	FTF Fitting Part Number	Mounting Thread
5A 6A 8A 10A 15A	FTF-5A-M5 FTF-5A-G1	M5x0,8 Female 1/8 BSPP Female
20B 25 30 35 40	FTF-20B-G1 FTF-20B-G2	1/8 BSPP Female 1/4 BSPP Female
50	FTF-50-G1 FTF-50-G2	1/8 BSPP Female 1/4 BSPP Female
60 80 95	FTF-60-G2	1/4 BSPP Female
120 150 200	FTF-120-G4	1/2 BSPP Female

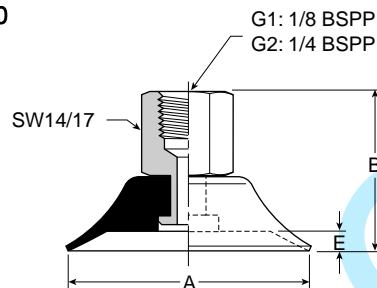
Millimeter

## Dimensions

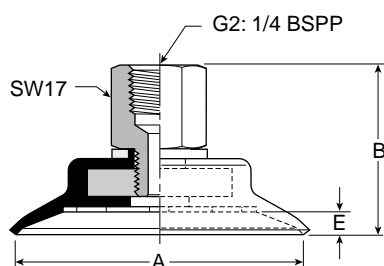
PFTF-5A thru  
PFTF-15A



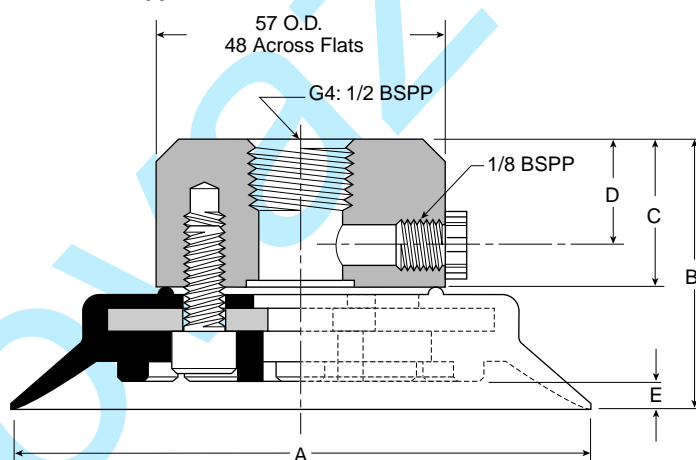
PFTF-20B thru  
PFTF-50



PFTF-60 thru  
PFTF-95



PFTF-120 thru  
PFTF-200



Model Number	ØA	B	C	D	E
PFTF-5A-*†	5	14,5	—	—	0,8
PFTF-6A-*†	6	14,5	—	—	0,8
PFTF-8A-*†	8	15	—	—	1,2
PFTF-10A-*†	10	14,5	—	—	1,5
PFTF-15A-*†	15	16	—	—	2
PFTF-20B-*†	20	26,5	—	—	2,5
PFTF-25-*†	25	28	—	—	3
PFTF-30-*†	30	26	—	—	2
PFTF-35-*†	35	28	—	—	3
PFTF-40-*†	40	28	—	—	4
PFTF-50-*†	50	29	—	—	4
PFTF-60-*†	60	35,5	—	—	5
PFTF-80-*†	80	37,5	—	—	6
PFTF-95-*†	95	38	—	—	6
PFTF-120-*†	120	46,5	24	13	6
PFTF-150-*†	150	53,5	24	13	9
PFTF-200-*†	200	58,5	24	13	13

Millimeter

\* Cup Material

† Thread size