

PFTM Vacuum Cup Assemblies



Model Number Index

PFTM - 2A - NBR - M5

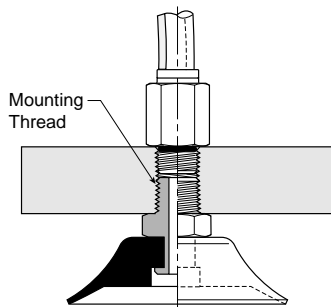
Cup Diameter [mm]				Cup Material		Mounting Thread	
2A	2	25	25	NBR	Nitrile Rubber	M5	M5
3.5A	3,5	30	30			G1	1/8 BSPP
5A	5	35	35	SI	Silicone	G2	1/4 BSPP
6A	6	40	40			See Chart Below	
8A	8	50	50				
10A	10	60	60				
15A	15	80	80				
20B	20	95	95				

More materials on request.
Please see page 8 for material specifications.

More materials on request.
Please see page 8 for material specifications.

Installation

Note:
When installing cup assemblies, use a sealant material to secure the assembly and prevent vacuum leakage.

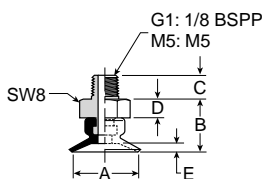


Male Thread Fitting for PFG Cups

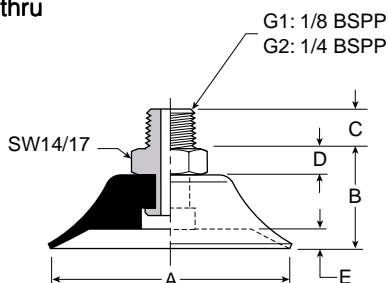
PFG Cup Diameter [mm]	FTM Fitting Part Number	Mounting Thread
2A 3.5A	FTM-2A-M5	M5x0,8 Male
5A 6A 8A 10A 15A	FTM-5A-M5 FTM-5A-G1	M5x0,8 Male 1/8 BSPP Male
20B 25 30 35 40	FTM-20B-G1 FTM-20B-G2	1/8 BSPP Male 1/4 BSPP Male
50	FTM-50-G1 FTM-50-G2	1/8 BSPP Male 1/4 BSPP Male
60 80 95	FTM-60-G2	1/4 BSPP Male

Dimensions

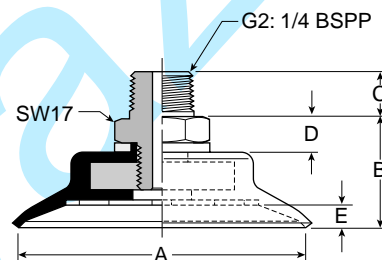
PFTM-2A thru
PFTM-15A



PFTM-20B thru
PFTM-50



PFTM-60 thru
PFTM-95



Model Number	ØA	B	C	D	E
PFTM-2A-*†	2	7,5	4,5	3,5	5
PFTM-3.5A-*†	3,5	7,5	4,5	3,5	5
PFTM-5A-*†	5	10	4,5	3,5	8
PFTM-6A-*†	6	10	4,5	3,5	8
PFTM-8A-*†	8	10,5	4,5	3,5	1,2
PFTM-10A-*†	10	11	4,5	3,5	1,5
PFTM-15A-*†	15	11,5	4,5	3,5	2
PFTM-20B-*†	20	17,5	8	5	2,5
PFTM-25-*†	25	19	8	5	3
PFTM-30-*†	30	17	8	5	2
PFTM-35-*†	35	19	8	5	3
PFTM-40-*†	40	19	8	5	3,5
PFTM-50-*†	50	20	8	5	4
PFTM-60-*†	60	23	10	7	5
PFTM-80-*†	80	25	10	7	6
PFTM-95-*†	95	25,5	10	7	6

Millimeter

* Cup Material

† Thread Size