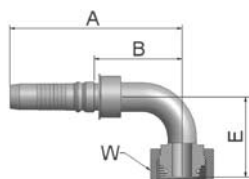
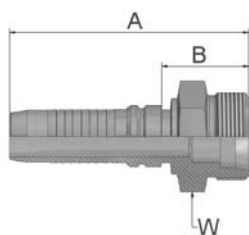


1C - Female Metric 24° – Heavy Series with O-ring – Swivel – 90° Elbow
ISO 12151-2 – SWE-S, DKOS 90°



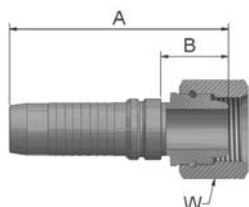
Part Number	Hose I.D.				Thread metric	Tube O.D. mm	A mm	B mm	E mm	W mm
	DN	Inch	Size	mm						
K1CV4-10-6	10	3/8	-6	9,5	M18x1,5	10	91	42	37	22
K1CV4-12-6	10	3/8	-6	9,5	M20x1,5	12	91	42	37	24
K1CV4-16-8	12	1/2	-8	12,7	M24x1,5	16	100	47	45	30
K1CV4-20-10	16	5/8	-10	15,9	M30x2	20	112	52	50	36
K1CV4-20-12	20	3/4	-12	19,1	M30x2	20	125	63	60	36
K1CV4-25-12	20	3/4	-12	19,1	M36x2	25	126	63	59	46
K1CV4-25-16	25	1	-16	25,4	M36x2	25	150	77	66	46
K1CV4-30-16	25	1	-16	25,4	M42x2	30	151	78	69	50
K1CV4-30-20	32	1 1/4	-20	31,8	M42x2	30	180	92	69	50
K1CV4-38-20	32	1 1/4	-20	31,8	M52x2	38	187	99	78	60
K1CV4-38-24	40	1 1/2	-24	38,1	M52x2	38	210	117	101	60

D2 - Male Metric 24° – Heavy Series – Rigid – Straight
ISO 12151-2-S-S, CES



Part Number	Hose I.D.				Thread metric	Tube O.D. mm	A mm	B mm	W mm
	DN	Inch	Size	mm					
KD2V4-20-12	20	3/4	-12	19,1	M30x2	20	93	31	30
KD2V4-25-12	20	3/4	-12	19,1	M36x2	25	98	36	36
KD2V4-30-16	25	1	-16	25,4	M42x2	30	115	43	46
KD2V4-38-20	32	1 1/4	-20	31,8	M52x2	38	135	47	55
KD2V4-38-24	40	1 1/2	-24	38,1	M52x2	38	141	47	55

92 - Female BSP Parallel Pipe – Swivel – Straight (60° Cone)
BS5200-A, DKR



Part Number	Hose I.D.				Thread BSP	A mm	B mm	W mm
	DN	Inch	Size	mm				
K92V4-10-10	16	5/8	-10	15,9	5/8x14	80	20	30
K92V4-12-12	20	3/4	-12	19,1	3/4x14	85	23	32
K92V4-16-12	20	3/4	-12	19,1	1x11	93	31	41
K92V4-16-16	25	1	-16	25,4	1x11	105	33	41
K92V4-20-20	32	1 1/4	-20	31,8	1-1/4x11	118	31	50
K92V4-24-24	40	1 1/2	-24	38,1	1-1/2x11	124	31	55
K92V4-32-32	50	2	-32	50,8	2x11	131	34	70

Dimensions shown may be changed at any time without prior notice.