



# AIRBRAKE DIN 74310

According to DIN 74310  
Parker Global Product

Widely used in automotive air brake systems.

## Hose Construction

- Tube:**
- Black, smooth EPDM nitrosamine free rubber compound
- Reinforcement:**
- Stress-resistant, synthetic textile yarns
- Cover:**
- Black, abrasion, ageing and weather-resistant, smooth EPDM nitrosamine free rubber compound

## Temperature Range

-40 °C (-40 °F) to + 70 °C (+158 °F)








- Recommended DIN 74304 and DIN 74325 fittings and DIN 3017 clamps
- Automotive application
- Nitrosamine free compounds
- Design Factor 4:1



## Tolerances

According to DIN 74310  
Refer to Technical Handbook on page TH34

| Part Number   |  |  |  Max. Working Pressure |       |     |  Weight |  min. Bend Radius |
|---------------|-------------------------------------------------------------------------------------|-------------------------------------------------------------------------------------|-----------------------------------------------------------------------------------------------------------|-------|-----|---------------------------------------------------------------------------------------------|--------------------------------------------------------------------------------------------------------|
|               | I.D. (mm)                                                                           | O.D. (mm)                                                                           | MPa                                                                                                       | psi   | bar | kg/m                                                                                        | mm                                                                                                     |
| IH30315103/40 | 9                                                                                   | 16                                                                                  | 1.0                                                                                                       | 150.0 | 10  | 0.19                                                                                        | 65                                                                                                     |
| IH30315116/40 | 11                                                                                  | 18                                                                                  | 1.0                                                                                                       | 150.0 | 10  | 0.22                                                                                        | 70                                                                                                     |
| IH30315115/40 | 13                                                                                  | 25                                                                                  | 1.0                                                                                                       | 150.0 | 10  | 0.49                                                                                        | 100                                                                                                    |

Hose layline example