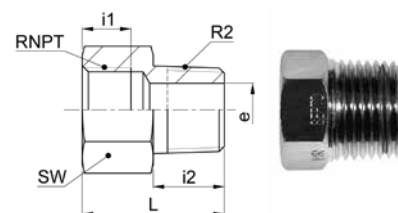


Übergangsnippel NPT-R

Adaptateur femelle NPT - mâle R

Adaptor female NPT - male R



AD A 80 NPT-R

Type -RNPT -R2	Mat.-Nr.	SW	L	i1	i2	e	kg/100
RNPT=NPT Gewinde R2=Rohrgewinde (kegelig)	RNPT=Filetage NPT R2=Filetage-gaz BSP (conique)						
AD A 80-1/8 NPT-1/8	036.0414.042	14	21.0	10.0	8.0	6.0	1.470
AD A 80-1/8 NPT-1/4	036.0414.044	14	18.0	10.0	12.0	8.1	1.130
AD A 80-1/4 NPT-1/4	036.0414.104	17	29.0	14.0	12.0	8.5	2.740
AD A 80-1/4 NPT-3/8	036.0414.106	17	22.0	14.0	12.0	10.5	1.650
AD A 80-1/2 NPT-1/2	036.0414.228	27	38.0	18.0	16.0	14.0	8.310

Verschlusschraube R

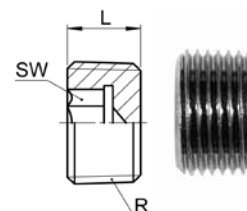
mit Innen-Ökt.

Bouchon fileté R

avec six pans creux

Screw plug R

locked with Allen key



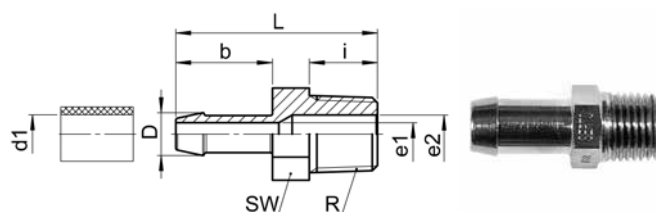
AD SP 80

Type -R	Mat.-Nr.	SW	L	kg/100
R=Rohrgewinde (kegelig)	R=Filetage-gaz BSP (conique)			
AD SP 80-1/8	036.0711.020	5	8.0	0.340
AD SP 80-1/4	036.0711.040	7	10.0	0.750
AD SP 80-3/8	036.0711.060	8	10.0	1.320
AD SP 80-1/2	036.0711.080	10	10.0	1.940

Einschraubtülle R

Douille cannelée à visser R

Male adaptor hose nozzle R



SO 80511

Type -d1 -R	Mat.-Nr.	SW	L	D	i	b	e1	e2	kg/100
R=Rohrgewinde (kegelig)	R=Filetage-gaz BSP (conique)								
SO 80511-6-1/8	036.0511.100	10	29.0	7.5	8.0	17.0	4.0	6.0	0.730
SO 80511-6-1/4	036.0511.110	14	34.5	7.5	12.0	17.0	4.0	8.5	1.920
SO 80511-8-1/4	036.0511.170	14	34.5	9.5	12.0	17.0	6.0	8.5	1.690
SO 80511-10-1/4	036.0511.270	14	36.5	11.5	12.0	19.0	8.0	8.0	1.640
SO 80511-13-3/8	036.0511.450	17	39.0	15.0	12.0	21.0	11.0	11.0	2.710

d1 = Schlauchinnendurchmesser

d1 = diamètre intérieur du tuyau

d1 = hose inside diameter