

**Technical Description**

Safety coupling 1/4" with a self-venting system according to ISO 6150 B. Self-venting takes place during disconnection – no risk of pressurised hoses being tossed around. When the sleeve is pulled back, the plug is released yet remains locked in. The coupling valve closes and the air is vented from the air line at the same time. Only then, by operating the sleeve again, can uncoupling take place safely. The system fulfils the requirements of ISO 4414 – increased safety standards in the work place. DIN EN 983. UltraFlo valve for optimum flow and low pressure drop.

**Safety Note**

Reliable functioning can only be guaranteed in conjunction with original Parker Rectus plugs made of steel.

**Working Temperature\***

-20°C up to +100°C (NBR)  
depending on the medium.

\* For temperatures below -20°C and over +100°C and depending on the medium, other seal variants (FKM, EPDM, FFKM) are available.

**Working Pressure\*\***

0-12 bar

\*\* maximum static working pressure with safety factor 4 to 1.

**Material**

**Coupling:** Brass / Steel nickel plated

**Plug:** Steel nickel plated

**Seals:** NBR

**Other designs in series 1400**

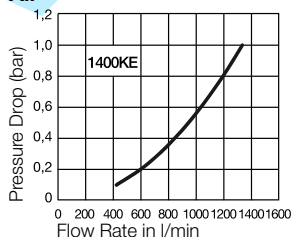
The following other designs can be found from page:

► Brass / Steel

P. 62

**Flow diagrams**

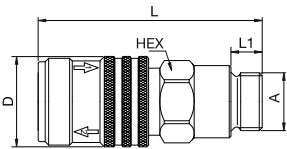
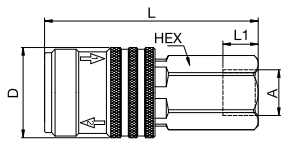
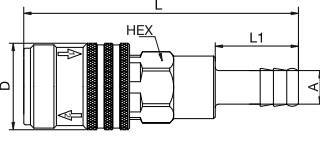
**Air**





## Couplings – with valve

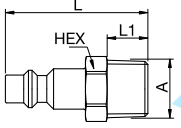
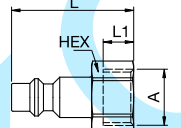
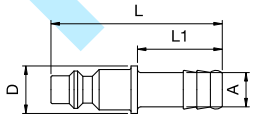
## Series 1400KE

	Connection A	HEX mm	HEX1 mm	L mm	L1 mm	L2 mm	D mm	B mm	G mm	Version	Part Number
 <p>Male Thread</p>	G 1/4	19		64,5	9		26				1400KEAW13SPN
	G 3/8	21		64,5	9		26				1400KEAW17SPN
	G 1/2	24		67,5	12		26				1400KEAW21SPN
 <p>Female Thread</p>	G 1/4	19		61,5	9		26				1400KEIW13SPN
	G 3/8	19		61,5	9		26				1400KEIW17SPN
	G 1/2	24		64,5	12		26				1400KEIW21SPN
 <p>Hose Barb</p>	6 mm	19		82,5	25		26				1400KETF06SPN
	8 mm	19		82,5	25		26				1400KETF08SPN
	10 mm	19		82,5	25		26				1400KETF10SPN
	13 mm	19		82,5	25		26				1400KETF13SPN



## Plugs – without valve

## Series 23SF

	Connection A	HEX mm	HEX1 mm	L mm	L1 mm	L2 mm	D mm	B mm	G mm	Version	Part Number
 <p>Male Thread</p>	R 1/8	13		39	9						23SFAK10SXN
	R 1/4	14		42	12						23SFAK13SXN
	R 3/8	17		42	12						23SFAK17SXN
	R 1/2	22		48	17						23SFAK21SXN
 <p>Female Thread</p>	G 1/8	14		36	9						23SFIW10SXN
	G 1/4	17		36	9						23SFIW13SXN
	G 3/8	19		36	9						23SFIW17SXN
	G 1/2	24		39	12						23SFIW21SXN
 <p>Hose Barb</p>	6 mm			51	14		25				23SFTF06SXN
	8 mm			51	14		25				23SFTF08SXN
	9 mm			51	14		25				23SFTF09SXN
	10 mm			51	14		25				23SFTF10SXN
	13 mm			51	15		25				23SFTF13SXN