

**Technical Description**

Coupling system with single-hand operation. UltraFlo valve for optimum flow and low pressure drop. The high insertion depth is guaranteed by an optimised plug guide. Optimised locking of the plug due to 6-way ball valve.

**Dust Protections**  (P. 319)  
for Coupling Part.-No. SK27S  
for Plug Part.-No. SK12S

**Working Temperature\***

-20°C up to +100°C (NBR)  
depending on the medium.

\* For temperatures below -20°C and over +100°C and depending on the medium, other seal variants (FKM, EPDM, FFKM) are available.

**Working Pressure\*\***

35 bar

\*\* maximum static working pressure with safety factor 4 to 1.

**Material**

**Coupling:** Brass / Steel nickel plated

**Plug:** Steel nickel plated

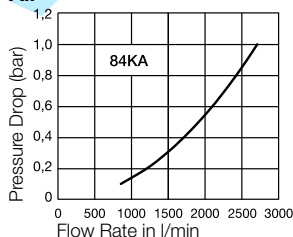
**Seals:** NBR

**Interchangeability**

• ISO 6150 C

**Flow diagrams**

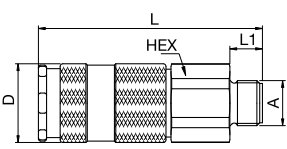
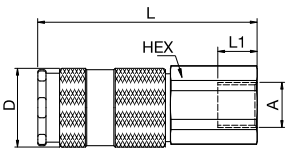
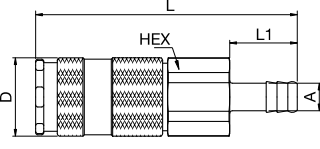
**Air**





## Coupling – with valve

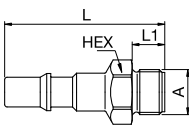
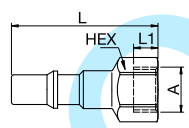
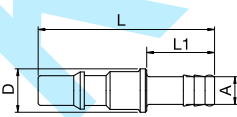
## Series 84KA

	Connection A	HEX mm	HEX1 mm	L mm	L1 mm	L2 mm	D mm	B mm	G mm	Version	Part Number
 Male Thread	G 1/4	27		83	12		29				84KAAW13SPN
	G 3/8	27		83	12		29				84KAAW17SPN
	G 1/2	27		83	15		29				84KAAW21SPN
 Female Thread	G 3/8	27		81	14		29				84KAIW17SPN
 Hose Barb	8 mm	27		97	25		29				84KATF08SPN
	9 mm	27		97	25		29				84KATF09SPN
	10 mm	27		97	25		29				84KATF10SPN
	13 mm	27		97	25		29				84KATF13SPN
	16 mm	27		97	25		29				84KATF16SPN



## Plugs – without valve

## Series 84KA

	Connection A	HEX mm	HEX1 mm	L mm	L1 mm	L2 mm	D mm	B mm	G mm	Version	Part Number
 Male Thread	G 1/4	17		57	12						84SFAW13SXN
	G 3/8	21		59	12						84SFAW17SXN
	G 1/2	21		64	15						84SFAW21SXN
 Female Thread	G 1/4	17		53	9						84SFIW13SXN
	G 3/8	19		54	9						84SFIW17SXN
 Hose Barb	8 mm			65	25		16				84SFTF08SXN
	9 mm			65	25		16				84SFTF09SXN
	10 mm			65	25		16				84SFTF10SXN
	13 mm			65	25		16				84SFTF13SXN
	16 mm			65	25		16				84SFTF16SXN